

RV Today

BE A GOOD
**CAMPGROUND
NEIGHBOR**

50 RV Content Creators

EDUCATE AND ENTERTAIN

plus

10 Apps to Find the Best Campsites
Plan Your Adventure: North Cascades National Park
How to Winterize your RV in 8 Easy Steps



BRIDGING THE GAP

BETWEEN

WHERE YOU ARE

AND

***WHERE YOU
WANT TO BE.***

LEARN MORE...

GRAND  DESIGN[®]
RECREATIONAL  VEHICLES

WE STRIVE FOR NOTHING LESS THAN CUSTOMERS FOR LIFE.



**POWERFUL,
PRO-GRADE
TOWING.**

POWERRIDE™

30K 5TH WHEEL HITCH

- Tough, professional-grade capacity and enhanced functionality
- Ergonomic grip points for comfortable and easy handling
- Multi-directional, cast yoke head for a smooth ride and less strain on the truck
- Integrated wear plates for grease-free, smooth operation
- Constructed with a cast steel main body for dependable strength



TRUST THE TOWING EXPERTS. | curtmfg.com

LIPPERT

Contents

9 From the Publisher

10 Welcome to RV Today

13 10 Apps to find the Best Campsites

Road tripping made easy with these apps that cover everything from free campsites to RV resorts.



15 Travel Guide Baxter State Park

Planning a trip to Maine? Check out this travel guide to the state park that holds the northern terminus of the Appalachian Trail.

18 RV Tips

15 Tips for Winter Camping

22 RV Upgrades

Ten RV upgrades to make before your next trip—all road tested and RVer approved.

26 Be a Good Campground Neighbor

It's easy to be a good campground neighbor by following a few easy tips!

28 Leave No Trace

How to camp responsibly following these steps that minimize our impact on the land.

31 Coast-to-Coast Road Trip Playlist

Five tips for a successful coast-to-coast drive, complete with a great road trip playlist!



On the cover:

Emily, James with daughters Alyssa & Lauryn. This weekend warrior RV family loves to get out any chance they have to explore the California coastline in their Airstream Bambi.

BRING YOUR POWER WITH YOU

@RootlessLivingMag

We want to see you
#livinoffsunshine

More time to make memories

with a totally customized advanced energy solution. Inform our team what you like to use in your day-to-day life and we will design the perfect power system for your RV lifestyle. From your daily power consumption calculations to system installation, our experts will keep quality, safety and your goals in mind.



Freedom
from the plug



No noise



Low
maintenance

SOLAR AND LITHIUM

Visit our
website!
[Click here](#)

fsi-solutions.com



Instagram icon @fsi.solutions

Facebook icon @futuresolutionsinc



A division of FSI

Contents

35 One Size Does Not Fit All

Four RV families, four vehicle choices

40 Plan Your Adventure North Cascades National Park

Check out our travel guide to the national park with the most glaciers in the lower 48!

46 How to Winterize your RV in 8 Easy Steps

In this beginner's guide to winterizing an RV, you'll find all the steps you need to successfully prepare your RV for winter storage.

49 50 RV Content Creators

These 50 RV content creators are out there educating and entertaining fellow RVers through books, guides, blogs, YouTube videos, podcasts, and more.

94 Contributors

For RVers, By RVers

95 Upcoming Events





BLUE OX
Towing Doesn't Have to be a Drag™

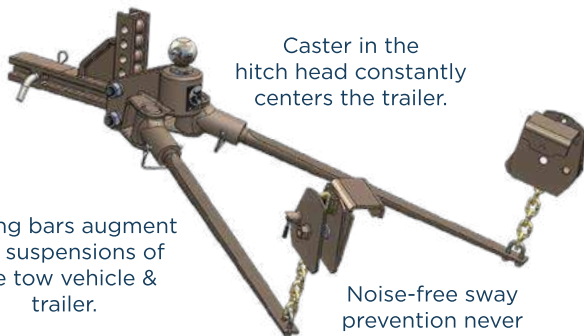
**Weight
Distributing
Hitches**



SwayPro™

Weight Distribution + Sway Prevention

Gross Towing Weight 20K maximum, 2" receiver.



Caster in the hitch head constantly centers the trailer.


Spring bars augment the suspensions of the tow vehicle & trailer.

Noise-free sway prevention never stops working, even in rain or snow.

TrackPro™

Weight Distribution + Sway Management

Gross Towing Weight 13K maximum, 2" receiver.



Caster in the hitch head constantly centers the trailer.

Spring bars augment the suspensions of the tow vehicle & trailer.

Rigid L-Brackets provide additional points of sway controlling friction.

**Click
Here to
Learn
More.**

blueox.com



800-228-9289

FROM THE Publisher



Welcome to this special edition of the newest RV owner magazine, RV Today.

My name is Demian Ross. I'm a full-time RVer who has lived and worked all around the lower 48 states since 2017, and I love everything about the RV lifestyle. But to be honest, before 2016 I knew nothing about RVs! As someone who loves magazines, when the idea hit me to buy an RV, I went to my local bookstore, snagged the only RV magazines I could find, and dove in.

Back in 2016, the magazines were segregated by the type of RV you had—motorhome or travel trailer—and at that point, I had no clue what I wanted, so I had to buy both. At the time, these were okay resources, and I learned a few things about the buying experience. But after I bought my fifth wheel, I had no need for those magazines anymore.

The most important things to me when we hit the road were figuring out where we wanted to go and what things or services would make this lifestyle the most enjoyable. I quickly learned there really wasn't a magazine that was truly devoted to the lifestyle, and like so many, I found myself looking to videos and blogs to try and figure out where, when, and how to navigate it.

Over time, I started to find other RV-related magazines that weren't available in a bookstore or easily found on the internet, but I noticed a theme ... they were all owned by a national dealership, a campground, an RV manufacturer, or some association, organization, agency, or club. There was no RV owner magazine that was just ... a magazine.

This might be a good time to mention that back in 2020, I launched a magazine called Rootless Living, which is geared toward full-time RVers. And even though we've found a really fun and growing niche, I run into so many weekenders, wanderlusts, and retired folks for whom a magazine about full-time RV living while working isn't all that relevant.

And that's when it hit me. What if we published another magazine—one that was for RVers, by RVers, and catered to every RV owner in North America? That's why we decided to launch RV Today.

Thanks for reading! I hope to meet you on the road one day.

Demian
@demianross

WELCOME



Welcome to RV Today! RV Today is a magazine for RVers, by RVers.

Our goal is to create a reliable and trustworthy place for RV owners to get the information they need to make the most out of owning or buying an RV.

RV Today's first issue launches on February 15, 2022, and will be followed by new issues eight times a year—that's two issues per season. Our goal is to make sure we have each season and region covered for all different types of RVers.

We will be adding a lot of new features to upcoming issues and to RVToday.com. We are excited to have real RV owners helping us create content in every region in the United States, as well as the rest of North America. (That's right, from time to time we will cover Canada and Mexico!)

As we grow you will see us get better and go deeper into the RV lifestyle, from the perspective of people who are actually living it.

No matter your RV frequency—whether you're an RVer who goes out a few times a year, someone who is running from the snow, a full-time traveler, or just out kicking tires and hoping to own an RV someday—we'll have you covered.

Our goal is to keep it local enough for the RVer who doesn't go more than 100 miles from home and broad enough for the RVer who wants to take a 2,500-mile trip or go full-time.

PLACES, PEOPLE, PRODUCTS: It's all about the destination. When speaking to fellow RVers, we've found we are most excited to learn and hear about where to go next! Finding PLACES we never knew existed and figuring out what to do when we get there is the whole point of owning an RV! Hear from other RVers on new places to go, what to do and see, and where to stay on your next trip.

We will feature locations ranging from state parks to high-end resorts, and low-cost funky campgrounds to boondocking. We'll also help you figure out what to do once you get to your destination.

We've learned that PEOPLE appreciate seeing fellow travelers doing what they love. It can inspire your own travels, or you might just learn from someone else's experience. There really is no better way to learn than hearing about other people's mistakes and victories. Hear from a team of seasoned and brand new RV owners who will share their experiences, tips, and tricks to help you get the most out of RVing.

That was the idea behind this special edition focusing on 50 RV content creators. We want to expose you to people who can help make your RV experience great, starting today.

If you are looking to buy an RV, we want to be a resource that helps you find the perfect RV for you. If you already own an RV, we want to help you find PRODUCTS that will help make your trips that much more enjoyable.

We are honored you took the time to pick up this special edition of RV Today and can't wait for you to read Issue #1, out on February 15, 2022. This is going to be an amazing journey and we are glad you're on the ride with us.

If you have any questions, comments, or suggestions please email us at info@rvtoday.com, and if you are an active and experienced RVer who wants to contribute to future issues, please email us at collab@rvtoday.com.



CLEAN YOUR GEAR LIKE A PRO.



POWER PRO MAX™ PORTABLE PRESSURE WASHER

Easily take on all of your outdoor cleaning projects like a pro. The lightweight, ultra-portable power cleaner has versatile water source options. You can drop the hose in a bucket of water, a pool or lake and start cleaning. No fuel tanks or power cords required. Now you have the freedom to clean where you want, when you want with less hassle and total ease.

- 520 Max PSI
- Includes long and rotatable nozzles
- 6-in-1 Spray attachment and 25 oz. soap bottle
- Two (2) 40V Lithium Ion Batteries included
- Cleans RVs, boats, decks, ATVs and more



WHENEVER, WHEREVER, WE MAKE YOUR EXPERIENCE BETTER | store.lci1.com

Disclaimer: All non-Lippert product names, logos, brands, and other trademarks shown are the property of their respective trademark holders, and use of them does not imply any affiliation with or endorsement by them.

MADE IN THE USA • 5 YEAR WARRANTY

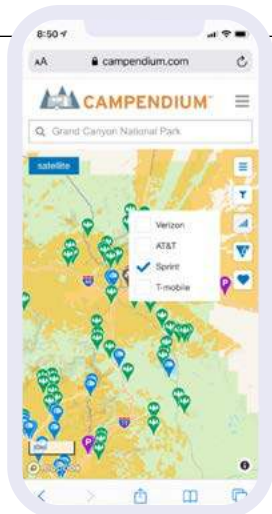


10 Apps to find the Best Campsites



Whether you're out for a weekend or on a cross-country road trip, having an epic campsite every night is the secret ingredient for a memorable camping experience. For inexperienced campers, finding a campsite that meets all of your requirements can seem daunting, but have no fear. With these apps, you can customize your search to anything and everything you're looking for. From boondocking sites that are way off the grid, all the way to paid campgrounds with all the amenities, we've got you covered.

Campendium is a large database of almost every campground in the country, and includes prices, amenities, and reviews. You can search for specific campgrounds or browse the map in the area you want to go. This app allows you to compare campgrounds quickly and easily.



The Sēkr App connects nomads with campsites, resources, and most importantly, the community around them. If you're looking to connect with other nomads nearby, this is the app for you! Easily search for gatherings, events, and other people camping in your area who want to meet up. The app also has a vast database of campsites and other resources you may need on the road, from propane to showers.



iOverlander
Find your next destination

iOverlander is a crowd favorite in the boondocking and travel community. With a database that's been crowdsourced by travelers for years, there's a multitude of campsites with photos, user reviews, and lists of amenities that each spot has to offer. You can also find all kinds of other things travelers might need, like laundromats, propane fill-stations, dump stations, and more. Offline use is another bonus of this app.



Harvest Hosts is a membership that gives you access to many different kinds of private property, including wineries, breweries, farms, and more. Through Harvest Hosts, you'll be able to camp on property that is often not accessible to the general public, and you can also enjoy the offerings of the business you are staying with. Many Harvest Hosts locations are independently owned and operated, so you'll be supporting local businesses while road tripping!

Overnight RV Parking is a great app for people who are looking to camp for free, and can be helpful whether you're camping in an RV, van, or camper. Once you create an account, you can access thousands of free RV Parking locations throughout the United States and Canada. The app is always growing to help RVers more, and now includes RV GPS, customized checklists, and safety recalls.



Allstays Camp & RV is a popular campsite app with iOS users, but is not available for Android. This app is a huge database of everything a road-tripper might need, including campsites, dump stations, parking lots, and more. There are lots of filters, from the type of campsite you're looking for to low bridges on your route.

HIPCAMP

Hipcamp is the app to use if you're looking for an experience outside of a campground. Similar to Harvest Hosts, this app allows you to book a campsite, cabin, treehouse, or other unique lodging on private land with an individual host. Many of the locations on Hipcamp are not accessible to the public, and offer some very interesting places to stay.

The Dyrt is a camping app that shows you private and public campgrounds, allowing you to compare price, location, and amenities quickly. It includes user reviews, and even runs contests for the best reviews submitted! The pro version can be used offline and allows you to download areas to your device before you lose service.



KOA has more than 500 campgrounds across the United States and their app helps you find the perfect fit for your trip. Targeted toward big rigs and families, KOA makes it easy to filter your search results to a campground that has the activities and amenities you're looking for. You can search by price and availability, and you can book campsites through the app.



FreeRoam wants you to have everything you need on your next camping trip, including information about the weather, meetups nearby, and sustainability practices for camping. The app allows you to search a specific area or browse a map. You can create and save your trips to help you plan better and stay more organized.



Recreation.gov is an app that covers federal campgrounds only. If you want to stay in a national park, national forest, or other federal recreation site, you can search and compare through this app. Along with that, you can book campsites, pay entrance fees, and find other activities to do in the area you're camping, such as fishing and hiking.



— TRAVEL GUIDE —

Baxter State Park

RV, TENT, OR BACKPACK = *adventure*

By Celeste Orr



From the window of my Airstream, I saw a woman setting up her tent across the way. We were in a nice campground with water, power, and all kinds of creature comforts close by. I loved camping there. I loved how RV sites were mixed with tent sites and we were all enjoying camp life together. But seeing that woman setting up her tent made me long for something more rugged.

Tent Lady stayed beside us for seven nights, cooking her meals over the fire, waking up with the sunrise, reading by firelight late into the evening, and waking up the next day to do it all over again. I saw her leave the campground with her hiking gear every morning and return hours later looking tired, sweaty, and exhilarated. I saw all this from the awning of my Airstream, where I was working from my computer and homeschooling my kids.

I wanted to be her—even if just for a day.

I wanted to go to sleep looking at the stars, cook my food over an open flame, and take my kids far away from screens. So, by the time she packed up her tent to leave the next weekend, I had already ordered my own tent, a few sleeping bags, and a camp stove, and booked a campsite deep in the woods at Baxter State Park near Millinocket, Maine. Three weeks later, I was Tent Lady, with teenagers in tow.

It was beautiful, wild, rugged, and exactly what I was looking for.

Baxter State Park is home to Maine's tallest mountain, Mount Katahdin, which is also the start or end of the Appalachian Trail, depending on how you do it. It's home to more than 200,000 acres of Maine's interior wilderness, 215 miles of hiking trails, eight lakes and ponds, and 337 campsites at 11 campgrounds. Here's what to expect if you decide to go.

“MAN IS BORN TO DIE, HIS WORKS ARE SHORT-LIVED.
BUILDINGS CRUMBLE, MONUMENTS DECAY, WEALTH VANISHES.
BUT KATAHDIN, IN ALL ITS GLORY, FOREVER SHALL REMAIN
THE MOUNTAIN OF THE PEOPLE OF MAINE.”

– Percival Proctor Baxter



WHEN TO GO:

Baxter State Park is open year-round, but the best time to visit is May through October. Most of the campgrounds open May 15 and close October 15, and hiking is best during that time. Off-season adventurers will even find this strict warning on the park's website: "Consequences are magnified in winter. Rescue may be days away. You enter the winter backcountry of Baxter State Park at your own risk. It is your responsibility to minimize hazards by using good judgment."

HOW TO GET THERE:

If you search "Baxter State Park" in the Google Maps app for directions, you might get an error message telling you no route can be determined. Instead, put in the name of the specific park campground you want to visit, and your directions should appear. Most routes go through the town of Millinocket, Maine, but using that as your search term won't give you a good estimate for how long you'll need to travel into the park. However you plan to arrive, make sure you do it before dark. You may also want to add an extra hour to your drive time as there are loads of long dirt roads in the park.

RV CAMPING:

If you want to bring your RV to Baxter, you need to know that while you can get pretty close, you won't be able to camp inside the park. Specifically, there are no RV sites inside the park, and all park roads have strict vehicle size limits that prevent RVs from entering. There are, however, a few beautiful RV sites right on the border. Here are a few of the closest:

Abol Bridge Campground: Six riverfront RV sites with breakfast included

Big Eddy Campground: a "limited number" of RV sites and the river is close by

Big Moose Inn Campground: Six RV sites with water and electric

TENT CAMPING:

Tenting in Baxter provides the most camping options, but you shouldn't expect amenities. Here's what you can expect at most campgrounds:

- ☐ Vault toilets
- ☐ No showers
- ☐ Limited parking space
- ☐ Strict rules about trash, food, and dishwater disposal
- ☐ And maybe a moose bathing in the lake at sunset (That's what we saw, at least!)

What to Bring Checklist

Baxter is a large state park and most of its campsites are backcountry or remote, so you won't find many amenities nearby. That means you must pack in your food, water, and all the provisions you'll need during your entire stay.

- ☐ **All the water you'll need for your stay** (There's no potable water inside the park.)
- ☐ **Flashlights and headlamps** (They're required if you hike in the park, even in the daytime.)
- ☐ **A lantern or other lighting for your campsite, but no firewood** (You can't bring your own firewood into the park, but you can buy bundles there.)
- ☐ **Cooking equipment, utensils, supplies, and a tarp and rope to cover your cooking space in case it rains**
- ☐ **Somewhere safe to store your trash** (There are no trash receptacles, and you must seal your trash inside your vehicle or in a bear-proof container at all times.)
- ☐ **A basin or bowl to wash dishes** (When you wash, you must dispose of the water in the woods away from campsites to avoid attracting wildlife.)
- ☐ **Less than 12 people and no pets** (12 is the maximum group size; pets aren't allowed.)
- ☐ **Bedding**
- ☐ **Hand sanitizer**
- ☐ **Reservations** (Availability is limited, so it's not advisable to show up without reserving beforehand.)
- ☐ **Promptness** (You must arrive at the park gate before it closes. There are no late arrival exceptions.)
- ☐ **Patience** (Getting around the park often consists of slowly driving on dirt roads. Also, RVs aren't allowed on park roads, so you'll have to plan ahead and be patient.)



CABIN CAMPING:

If you want to cabin camp in Baxter State Park, there are options at Daicey Pond and Kidney Pond. You'll still need to bring your own bedding, water, and cooking supplies, along with the other items mentioned above.

BACKCOUNTRY CAMPING:


Baxter State Park has more than 30 additional backcountry campsites outside of its established campgrounds. Some are tent sites and others have lean-tos. Check the park website for availability and location, as conditions change from year to year.

IF YOU PLAN TO HIKE KATAHDIN:

The first thing you need to know if you plan on staying in Baxter State Park with hopes of hiking Mount Katahdin is that not all campgrounds inside the park provide access to the mountain. Since the park is so large, many campgrounds are actually quite a drive from the Katahdin trailheads, but there are heaps of gorgeous moderate trails with views of the mountain. Before booking a site, be sure to check the location of your campground and desired trailheads. Also, exercise extreme caution. Research

the best route, be realistic about your skill level, and let someone outside your party know your plans. Choose a turnaround time based on the sunset time that day so you're not hiking in the dark, and don't go alone if you can help it.

Whether you choose to stay in a tent or RV, go backpacking, or just show up to hike for the day, I hope you'll find as much wild, rugged, breathtaking fun at Baxter as I did.



About the Author

Celeste Orr loves to camp. She loves it so much that she lived full-time in her RV with her husband and two kids for seven years, until Acadia and the rocky coast of Maine swept her off her feet and gave her some roots. Now she lives on Mount Desert Island, rents her Airstream in the summer to camp-loving folks at Acadia National Park, and tent camps as much as she can. She writes books, too! (Her first, "Togetherness Redefined: Finding a Different Kind of Family Togetherness," was published in 2020.) You can connect with her at TogethernessRedefined.com.

RV TIPS

15 TIPS FOR WINTER CAMPING

1

Check the weather before you go. Winter weather conditions can change fast, so be sure to verify weather conditions for your destination as well as your driving route before you leave home to avoid a surprise blizzard.

2

Check propane levels before you leave home. Propane may not last very long in super cold weather, so be sure to know how much you have and how far away the closest refill station is. Consider bringing extra propane if you're hoping to stay longer than a few days.

3

Check batteries to ensure they are charged and the connections are not corroded or degraded. Batteries holding a partial charge are more likely to die in cold temperatures.

4

Test your furnace before you leave home. Check for dirt in the vents that may cause a blockage that could interfere with heating your RV. Consider additional heat sources such as space heaters and catalytic heaters, which may require dehumidifiers to run alongside them to keep condensation at bay.

5

Make sure you have winter vehicle accessories like tire chains, an engine block heater and a windshield scraper and/or something to clean ice and snow from the slide-outs before you're ready to pack up and head home.

6

Empty gray and black tanks before you leave home. Add a small amount of antifreeze to your tanks and wrap the sewer hose in an insulating layer to prevent freezing. Consider buying a heated freshwater hose or use the onboard freshwater tank rather than hooking up to fresh water. Use a small space heater to keep the water pump cabinet warm and bring a hair dryer or heat gun to thaw frozen pipes.

7

Bring a gas-powered generator if you want extra reassurance for backup power. Additionally, if you use solar energy and are going to be somewhere cloudy, a generator will likely be necessary to keep your batteries charged.



8

Pack appropriate clothing for outdoor fun, including wool socks and long underwear, fleece mid-layers, and water-resistant or waterproof outer layers. Warm socks and pajamas for nighttime will keep the chills away while sleeping. In addition, extra blankets for your RV are always a good idea in winter.

Bring a rubber entrance mat for snowy/muddy shoes, plus shop towels or rags to wipe up dirty dog paws or snow that gets tracked in.

9

10

Plan warm meals like breakfast scrambles, chili, and hot chocolate—nobody wants cereal or salad when it's freezing outside. Cooking hot food will also warm the RV, so it's like free heat!

11

Pick a safe campsite that is easy to leave if snowy or icy conditions worsen. Campsites that aren't too far from a plowed and maintained main road are a good bet for winter camping.

12

Bring books and indoor games to enjoy. Since the days are short in the winter, it's good to have entertainment for after the sun goes down.

13

Insulate windows, fans, and skylights with insulated curtains or a plastic shrink-wrap barrier to help retain heat. Lay down a nice cozy rug to make the floor less cold.

14

Stock up on extra food, as well as emergency supplies such as batteries, flashlights, freeze-dried food, medical supplies, and spare clothing.

15

Prevent your stabilizing jacks from freezing to the ground by placing them on blocks of wood.



A NEW JOURNEY BEGINS

Just like every great road trip, sometimes life takes you in a new direction. At Heartland, we've launched a new journey to make our RVs better than ever. We've doubled down on seeking out the highest quality materials, creating fresh and inviting interiors and giving every unit the kinds of finishing touches you'd find in a new home.

Every unit goes through a top-to-tails inspection with a quality assurance expert—in fact, we have an 89,000-square-foot facility dedicated to walking each RV through a series of checklists to ensure it works exactly as it should. And with updated floor plans incorporating features our customers love best—spacious bathrooms, designer kitchens, furniture meant for cuddling up together—we're confident every trip in a Heartland will be a happy one.

After all, that's what RVing is all about: hitting the road with people you love, having adventures, making memories. So when you buy a Heartland, just focus on taking the journey of a lifetime.

We'll take care of the rest.

Experience the all-new Heartland online and check out 360-degree model tours, detailed floor plans, all-new features, galleries of updated decor and more.

Just visit HeartlandRVs.com.





RV UPGRADES

Here are ten RV upgrades to make before your next trip—all road tested and RVer approved.

By Jamie May

On the hunt for RV products that make your life easier, but don't know where to start? When it comes to upgrading, combing through endless available products can be intimidating. So, we're here to help.

We've selected ten products that will take some of the work out of your next adventure. Tackling one or more of these upgrades before your next trip means spending more time making memories when you're out on the open road.

Here are ten RV upgrades to make before your next trip—all road tested and RVer approved.



SnapPad

Tired of lugging around plastic or wood blocks to level your rig? SnapPad® solves that problem with their permanent jack pads. Made from recycled rubber, they attach to your leveling system, which means no more crawling under your rig with boards when you are getting set up. (Your back will thank you!)

Garmin RV 890 GPS Navigator

Having the right navigation system on the road makes a world of difference when it comes to RVing. That's why you'll want to take a look at this GPS system made specifically for RVers. Know which roads to take—and which to avoid—with the help of this GPS and its built-in custom RV routing. It also includes a pre-loaded directory of RV parks and services.



Camco RV Gate Valve with Built-in Clear Adapter and Cap

Take the guesswork out of emptying the black tank. Whether you're looking for a quick fix for a leaking valve or simply want to know when the black tank is empty, this is the product for you. It comes ready to use, with a universal fit to all 3-inch sewer fittings. The clear adapter on the end lets you see when you've completely emptied the tank.

Don't feel like you have to rush out and buy all these products at once! Many of them are available at stores near where you will camp. So if you get to the campground and find you need to go shopping, we hope our guide comes in handy.




Thin Shade

Designed to easily integrate with compatible doors by Lippert™, the sleek design of this shade keeps the sun out and offers instant privacy. Installation is quick and easy. How do you know if your RV door is compatible? Just look for a sticker on the inside of the door window frame that says “thin shade ready.”

Furrion Vision S Vehicle Observation Systems

Wireless is the way to go, especially when it comes to RV backup cameras. Crisp, clear images on the monitor help you put safety first. Furrion offers different options for monitor size, as well as side, rear, and doorway security options. It comes with night vision too.



Zero-G Hose

If you're tired of heavy, bulky hoses that kink and take up space, the zero-G® hose is exactly what you're looking for. It's half the weight of a regular garden hose, with a woven fiber jacket that keeps it protected. Its small, compact design makes storing it in your RV a breeze. The diameter is five-eighths of an inch and it comes in lengths of 25, 50, 75, and 100 feet.



Blackstone 1814 Tabletop Griddle

Blackstone is the griddle for adventurers on the go. Enjoy cooking a meal in the great outdoors with the people you love the most. With features that make it lightweight, portable, and easy to clean, you can easily cook for a family of four on this 17-inch tabletop griddle.



Happy Campers RV Holding Tank Treatment

Neutralize odors and keep the campers in your family happy with this black tank treatment. It's formulated with minerals and micro-nutrients to eliminate odors, not just cover them up. Happy Campers comes in containers for 18, 64, and 130 treatments, or Extreme for a major clean out or fresh start.



Sidewinder 20' Plastic Sewer Hose Support

Health departments in some areas mandate that sewer hoses cannot lie on the ground and/or must be supported, so be prepared anywhere you go with this support. It winds around any obstacle and stays in place. Plus, it's lightweight, angled for proper drainage, and easy to carry and store.



EZ RV Leveler

The EZ RV Leveler™ does exactly what its name implies. Designed for use without any modifications, you simply drive up on the leveler and put the chock underneath—no guessing required! And the rubber mat helps keep things in place. It's available for single axle and tandem axle, in either a one pack or two pack.

ESCAPE THE CROWDS

**UNIQUE
OVERNIGHT
CAMPING
AT 2789+
WINERIES
BREWERIES
MUSEUMS
FARMS AND
MORE!**



We are a network of wineries, breweries, distilleries, farms, and attractions that invite RVers to stay in 2789+ stunning camping sites. The \$99 yearly membership gives members unlimited access to stay overnight at any one of our Host's locations. In exchange for their hospitality, we kindly ask our members to support their Hosts by purchasing one of their local products with each stay.

USE PROMO CODE "ROOTLESS" TO SAVE 15% AT [HARVESTHOSTS.COM](https://www.harvesthosts.com)

BE A Good Campground Neighbor

If you're like many campers, you've spent hours doing meticulous research in order to plan your perfect camping trip. You've read about each campground, comparing amenities, locations, and customer reviews before making your decision and booking a site.

Arriving at the campground is an exciting feeling; it's the culmination of all your preparation and waiting. But we all do it—we pull into our campsites with trepidation and judge the campers around us to determine if they're going to be a bad neighbor or a good neighbor.

Most of the time, we worry for no reason, because most people are great neighbors, and some even become lifelong friends.

The good news is, it's easy to be a good campground neighbor by following a few easy tips!




Don't walk through other people's campsites. While it may be easier to cut through a campsite to get to the bathroom or main office, it can feel like an invasion of privacy to have someone—or an entire family—walking straight through your camp. Take the long way and stay on the roads and trails that take you around other campsites instead.



Keep your pet on a leash and pick up their waste. Everyone loves bringing their furry friends with them on vacation! But a campground can quickly turn to chaos if dogs are off-leash. Unfortunately, no matter how well-trained your dog is, there are a lot of things going on in a campground that could pull them away from your site. Not only is it more courteous to have pets on a leash, but it's also safer, since there's constant traffic and children to worry about.



Maintain a moderately-sized fire and put it out completely when you're done. Campgrounds are not the place for a bonfire where you burn all the pallets your buddy took from his jobsite. Keep it in the fire-ring so you're maintaining a safe and manageable fire. Once you're done toasting your 'mallows, put it out completely so that it doesn't smolder for hours and smoke out your neighbors.



Turn outdoor lights off at night. RV lights can be pretty bright, and tent campers can end up feeling like it's broad daylight outside their tent when RVers forget to turn them off.




Introducing yourself to your neighbors also helps. Saying hi to your neighbors right when you pull in is the best way to ensure a friendly interaction for the rest of your time there. If something happens, you can feel more comfortable addressing the issue since it won't be the first interaction you've had with each other.



Don't leave trash around your campsite. Not only can it blow away into others' sites or into nature, it also attracts rodents and other animals that shouldn't become accustomed to human food.



Drive slowly through the campground. Drive so slowly that you might just stop if you start going uphill. There's nothing more frustrating than a camper who tears through the campground, making us all reach for our dogs and children in fear.



Manage your noise level. Observe quiet hours for generators, music, and late-night fireside conversations. Voices carry surprisingly well at night when the campground hum has died down, so be sure to maintain a mellow conversation level late at night. Even if a campground has generator hours, try to use it sparingly throughout the day so as not to annoy your neighbors.

Try to keep it quiet when pulling in late or leaving early. If you know you're leaving early in the morning, try to have everything packed up the night before to avoid making a ton of noise getting ready to go. And if you come into camp late, do the bare minimum to get set up for sleep and then do the rest in the morning.



If your site doesn't have a water hookup, don't hook up to the community water fill. This one should go without saying, but sometimes rookie campers don't know it's inconsiderate to hook up to the community water spigot. If you're camping at a dry campground that doesn't have water hookups, it's best to arrive with your water tanks topped off.

Don't wash your dishes in the community water fill. It's easier and it's convenient, but it leaves a smelly mess in an area that is supposed to be for filling clean water. Plus, it's super inconvenient to have to wait for someone to finish washing their dishes when all you need is to fill your water bottle.

Maybe you've made a few of these mistakes in the past, but didn't realize it until someone near you said something. That's the most important tip of them all—most “bad neighbors” are really just making an honest mistake and don't know they're negatively impacting others. A friendly conversation can get you back on the right track in no time.

Leave **NO** Trace

HOW TO CAMP RESPONSIBLY

We're called to the outdoors to explore, seek new places, and learn about different cultures. National parks and other public lands are experiencing a surge of visitation, demonstrating that more and more people want to enjoy all the benefits traveling has to offer.

The vast amounts of public land in the United States can give one the feeling of endless opportunity and wildness. In order to preserve that feeling for future generations, it's important to follow steps that minimize our impact on the land.

The Leave No Trace Center for Outdoor Ethics

has established The 7 Principles—a plan you can use to guide your camping behavior. Although these principles were originally established for backcountry travelers, they have been adapted to apply to anyone enjoying outdoor resources anywhere in the world. From the park in your neighborhood to pristine wilderness, these principles will help you preserve these areas for generations to come.



2. TRAVEL AND CAMP ON DURABLE SURFACES

A major goal of practicing Leave No Trace is to experience the outdoors while making it appear you were never there in the first place. Be sure to camp in areas that already have established clearings, use fire rings that have been built by previous campers, and hike on established trails.

1. PLAN AHEAD AND PREPARE

Knowing where you will go, how the weather will be, and what your skill level is are a few factors to consider when planning your trip. For example, if you're camping with a group, know how many vehicles you'll be bringing, and use online reviews or satellite imagery to make sure the campsite you've picked out can accommodate a group of that size.

3. DISPOSE OF WASTE PROPERLY For the RV community, this one is big. Human waste can pollute water sources and spread disease. Use a dump station for your black and gray water tanks, and pack out your trash. If your rig doesn't have a bathroom, Leave No Trace cites several acceptable methods for burying human waste while camping.



6. RESPECT WILDLIFE Keep wildlife wild by observing from a distance. Your presence may be stressful to an animal and getting too close can cause a dangerous situation for you or the animal. With the exception of making noise in bear country to avoid surprising a bear, try not to have a negative impact on wildlife and their habitat through your presence.



Photos provided by the Leave No Trace Center for Outdoor Ethics @leavenotraceorg



4. LEAVE WHAT YOU FIND Part of why we love the outdoors is the experiences we have while interacting with it. Picking flowers, taking rocks, and altering the landscape only leaves a negative impact for those who visit after you. Do not alter your campsite by digging trenches, cutting down trees, etc. As the saying goes, "take only pictures, leave only footprints."

5. MINIMIZE CAMPFIRE IMPACTS Be sure to check local fire restrictions before you head out on your trip. If you are relying on a fire to cook, this may influence where you go. Use established fire rings and be sure to maintain a moderately-sized fire that is under your control at all times.



7. BE CONSIDERATE OF OTHER VISITORS Many of us camp in order to get away from the crowds of our urban and suburban lifestyles. Be sure to practice courteous camping etiquette by limiting generator noise, sharing the trail, and keeping your pets in your camping area.

**More detailed information about the Leave No Trace Principles and how they can be applied is available at lnt.org.*

Maximum strength
and peace of mind
for wherever you go.



NEW!

ADVANCED-ACTION
Aqua
MAX®



**POWERED
BY ENZYMES**
No Formaldehyde
No Bronopol

Holding Tank Treatment



Breaks down waste and
tissue to prevent clumping,
clogging, and tank residue.



Safe for use in all
campground and
marina septic systems.



Maximum odor
control. Starts
treating immediately.

THETFORD

www.thetford.com

© 2021. AquaMax is a trademark, and Thetford/Thetford [Logo] are registered trademarks of Thetford Corporation. All Rights Reserved. Made in the USA.





Coast-to-Coast

ROAD TRIP PLAY LIST

By Lauren Lynass

4,825 miles was the **coast-to-coast distance** we covered in our travel trailer. Over two weeks, we got to enjoy some of the greatest views this country has to offer, eat some delicious food, boondock under the stars, and sing lots of road trip songs. The best part is, we made it without even a scratch on our trailer, The Burrito! How? Let us share with you five tips for a successful coast-to-coast RV road trip. Time to crank this playlist up and roll the windows down!



GASOLINE BLUES

by Kevin Costa

Even the thought of pulling into a gas station to fill up a rig can be overwhelming. What if there is nowhere to go? What if I have to back out? What if I'm "that guy" who has to make a 3,254-point turn? Well fret no more—after stopping more than 50 times for gas, we've got the routine down. Our biggest piece of advice? Always look for gas stations that have pumps angled to the street instead of perpendicular. If the pump station is angled, this means you don't have to make a 90-degree turn to get out of your spot. Love's, Pilot, Maverik, and Flying J stations are typically equipped with angled pumps, as they are more tailored toward truckers. Less tears will be shed when you can find an angled pump.

SECOND GUESSING

by Florida Georgia Line

While on the road, never give yourself a reason to second guess. We have a pre-haul checklist that includes everything we need to complete—both on the inside and outside of The Burrito—in order to have a safe hauling experience. My husband and I each have a copy on our phones and after we complete our separate duties, we also check the other person's responsibilities, because we all make mistakes. And make mistakes we did. I'm not going to sit here and say we didn't get lazy. At about mile 376 we left the trailer step down, at mile 753 we left a ceiling fan open, and at mile 3,244 we didn't switch the battery to store mode. All these mistakes happened because we didn't double check each other's work. Thankfully our mistakes weren't costly, but becoming complacent can lead to some costly or even dangerous errors. Leave the second guessing to Florida Georgia Line and always double check your work—trust me.

CAKE BY THE OCEAN

by **DNCE**

It's always more tempting on the road to grab that gas station chimichanga, or have that cake by the ocean, but you don't have to! When traveling for an extended period of time, just like planning your stops, you can also plan your food. We kept a small cooler in the backseat filled with yummy snacks that needed to be refrigerated and always had a few healthy snack options up front too. Our go-tos are apples and peanut butter, cheese and crackers, almonds, dried mango, and squeezable applesauce. These are the quick "grab a handful and eat" snacks that you can't say no to. For dinners, we were still able to use our propane even when we weren't hooked up, and we dined on pasta, salads, breakfast burritos, and more! I'm not saying you can't snag an occasional gummy worm (I'm convinced gummy worms are an essential RV road trip food group and probably deserve their own category in this article) but what I am saying is that you don't have to sacrifice taste and health for a quick snack on the road.

SEND ME ON MY WAY

by **Rusted Roots**

It's imperative that before we send you on your way, you have a plan. We started planning this trip seven months before our "hitch up and haul" date. RV campgrounds and resorts are filling quickly these days, meaning more people are getting in on the fun but less spots are available, so book out! We use apps like Campendium and Reddit to help find great spots to shack up for a night or two. If you are looking to avoid (most of) the crowds, we recommend boondocking. Boondocking means it's just you and your rig out in the wilderness with no hookups. This level of freedom can serve as a great way to escape the chaos and enjoy the simple things in life, but be sure you're well equipped with water and food before committing to a night in the woods. In addition to the apps listed above, we love to use the satellite view of Google Maps to check out our boondocking sites ahead of time. This is your warning—never trek on a road for the first time without checking the satellite view to get the lay of the land. On our trip, we were able to boondock in some amazing spots including the Alabama Hills and the Grand Tetons. However, we supplemented these rugged nights with fantastic resorts in Nashville, Tennessee; Coos Bay, Oregon; and Savannah, Georgia! Plan where you need to dump and where you need to fill along the way to get the best of both worlds.

JUST SAY YES *by Snow Patrol*

We've been there too—it's been a long travel day, maybe you didn't sleep well the night before, and you just want to get to that next full-hookups spot and call it a day! But the family has a list of "must-sees" that are interfering with your head meeting your pillow. The best bit of advice we can give you in this situation is to just say yes. The reality is that if you choose to drive by the World's Largest Ball of Yarn without stopping, then you may never get to see the World's Largest Ball of Yarn. Road trips are not just about the destination; they are about the journey. We decided if we saw anything outside of the intended agenda that seemed even remotely interesting, we needed to stop and see it, because life is short, and when will you have another opportunity to take a picture with the Wall Drug Dinosaur? Plus, the truth is those unexpected stops make for a great story, a better picture, and a much-needed break to stretch your legs. So always say yes to the largest rock museum in North America, because rocks are cool and you deserve to see them.

We hope you choose to crank this playlist up and let the good times roll! We can't wait to see the memories you make and hope you have just as much fun and success as we did! Stop and take a picture with the Wall Drug Dinosaur, and share it with us if you do!



About the Author

Lauren, Sam, and Fenton the Pup have been living full time in their 27-foot Airstream International Signature for two years and don't plan on stopping anytime soon! Living in their travel trailer has given them the flexibility to hitch up and explore on the weekends, and they've enjoyed every second of it. They've lived in California, now live in South Carolina, and have had the privilege to stop and see quite a few things in between! Follow along on their adventures on Instagram and YouTube at [@airstream_unhitched](#) to see where their travels take them next, but mostly to see pictures of Fenton the Pup ... because they know that's what you really want!

**Solar
Energy
Systems!**

Generating Renewable Energy



RV Solar
Lithium Batteries
Inverters
Inverter Service Center
RV Solar Accessories

YOUR RV SOLAR Professionals



SOLAR ENERGY SYSTEMS, LLC

8015 W 1350 N | Nappanee, IN 46550
574-773-0546 | www.sesindiana.com

One Size *does not* FIT ALL!

Have you ever wondered what makes RVers choose the type of vehicle they do? With so many options, it can be a very difficult choice, and it's usually influenced by the specific person or family's needs. We asked four families to walk us through how they decided on their style of RV, and here's what they had to say.



THE GRAND DESIGN FIFTH WHEEL

By Allison Kuslikis

Three years ago, we were weary of long, cold Midwest winters and knew we needed a change. Not wanting to commit to a big out-of-state move, the idea of full-time travel seemed like a great fit.

We had never owned or even stepped into an RV before we decided to buy one to live in full time. We spent hours researching and shopping for the perfect RV.

We initially were drawn to Class As because they seemed to be the best way to travel with four small kids. However, the more we looked at RVs, the more we realized we wanted something that felt more like a home.

We specifically chose our fifth wheel mid-bunk because it gives us four designated spaces for our family's needs. We live in our RV full time and our

setup has been perfect for Todd to work, our two older kids to homeschool, and our two toddlers to nap all at the same time. Right now our RV size feels perfect, especially since we renovated it, but we often talk about how we could downsize once our two-year-old is out of the napping stage.

It amazes us that our family of six can fully function, including doing laundry, making home-cooked meals, and operating our business all out of this 41-foot Grand Design Solitude. It's surprising, but as we head into our third year of full-time RV life, we have now officially lived in our fifth wheel longer than we lived anywhere else.

Follow Allison, Todd, and family on Instagram [@escaping_expectations.](#)



THE AIRSTREAM BAMBI 16RB

By Emily Jacinto

Travel is a way of life for our family. It allows my husband, James, and I to teach our girls, Alyssa and Lauryn, new things outside the classroom, including patience, empathy, compassion, gratefulness, and how to adapt to new environments.

In the new world we live in, our travels came to a standstill, and we wanted to find a way to continue them safely. While researching our options, we realized an RV was the answer—it would allow us to travel again and enjoy the great outdoors.

We considered many RVs, but fitting in our driveway was the priority. Having our RV at home allows us the flexibility to take it out anytime we'd like. The Airstream Bambi 16RB (16-foot rear bed) took our hearts. As full-time working parents, weekend glamping is what works for us right now, and the compact, nimble size of the Bambi 16 helps us find amazing sites. It's small, but we absolutely love the modern yet classic design, air flow, and big, beautiful windows. The natural lighting makes us feel like we're always outdoors!

The Airstream Bambi 16 is the smallest in the Bambi line, but it's still large enough to be comfortable on extended vacations and, in our



case, weekend adventures. We routinely put down the dinette table to make a second bed for our girls, which we also use as a lounge. We take advantage of campground amenities and pack up our small bistro table to eat outside as much as we can.

When we jumped into the RV life, I didn't know I would fall so in love with it! We thought our RV was tiny when we started, but we are light travelers by nature. After every weekend adventure, we find ourselves removing something we didn't need for our trip. We love that we organically spend more time outside on adventures together and less time inside.

Follow Emily, James, Alyssa, and Lauryn on Instagram [@Airstreamin.BRB.](#)





THE AMBULANCE CONVERSION

By Ginger & Gregory Pasquesoone

We started our full-time RV life almost three years ago in a truck camper. It was a compromise from the start and we tried desperately to modify it to fit our needs ... but it never did.

The silver lining of starting out in our truck camper was that we ended up with a very well-defined list of what we actually needed and wanted in a new rig. Some parts of our list were standard—full bathroom, kitchen, the ability to stand up inside—but some were very specific to us.

It needed to be a 4x4 high-clearance vehicle capable of true off-roading. It needed to be rugged, well constructed, able to withstand the constant beating of off-road travel, and all electric—no

propane or generator. We wanted true solar-powered air conditioning with a big enough battery bank and solar array to stay off-grid indefinitely. We also needed a hundred-gallon water tank and a dedicated bed and dinette, so a convertible setup wasn't for us.

Did I mention we wanted it all within 25 feet and under \$60,000? Impossible, right? To buy a rig that met our wish list would easily cost more than \$150,000. Ultimately, my husband got to fulfill his dream of building his own rig, as it was the only way to get what we wanted within our budget.

We settled on a medium-duty ambulance as the base vehicle for our conversion. Ambulances are crash and rollover tested and built to very exacting government standards. It took us six months to find a medium-duty 4x4 ambulance and another six months to perform the conversion. We did 100% of the work ourselves, which is the only way we were able to stay under that \$60,000 budget.

Building your own rig is simultaneously exhilarating and exhausting, but in the end, we drove away with our dream rig, and we are confident it can take us all the way to South America.

Follow Ginger and Greg on Instagram @DrivenToAdventures.

THE THOMAS FREIGHTLINER BUS

By Sergio Bofill

In the beginning of 2020, we were traveling through Latin America full time. We were in Cusco, Peru when the pandemic hit. The borders were locked down and we were faced with the choice of staying put or making our way back to the States. We decided to come back, but we had sold everything we owned before leaving. We no longer had a place that we called home.

A skoolie was something that had been in the back of our minds while we were traveling—moving from place to place had its challenges and we found ourselves missing the comforts of home. But we weren't ready to stop traveling yet.

We hit the ground running and started researching different school buses. We knew we wanted a bus rather than an RV because we wanted to ensure our kids were as safe as possible. School buses hold up really well in crashes, so that was a no-brainer for us. We also needed something that was self contained and had enough space for us to all sleep comfortably.

We ended up going with a 2003 Thomas Freightliner 36-foot bus with a Mercedes engine.



We spent a year converting it into our home on wheels. In the build, we included a queen-sized bed, bunks for the girls, a spacious kitchen, a wet bath, a couch with a pull-out, and a dinette where we can eat meals and play games. We even have a little garage.

We have no regrets since hitting the road, and the bus has been the perfect size to fit our needs. In the future, when our kids are much older, we hope to build out a van—something a bit more stealthy. But for now, the bus suits our needs just right.

Follow Sergio, Jessica, Eleanor, and Margot on Instagram [@superquestfam](https://www.instagram.com/superquestfam).





SnapPad®

SOLID
FOOTING FOR
ROOTLESS
LIFESTYLES

Introducing RV SnapPad, the Ultimate Leveling Accessory for Serious RVers

Living on the road comes with its share of challenges.
That's why we made the world's only permanent jack pad.



More
Convenience



More
Stability



More
Protection


SnapPads make your leveling system truly automatic.
To learn more, visit www.RVSnapPad.com

— PLAN YOUR ADVENTURE —

North Cascades

NATIONAL PARK





THE BEST THINGS TO DO AT NORTH CASCADES NATIONAL PARK

By Adam and Kathryn Frazer

Nicknamed the “American Alps” for its jagged peaks, forests, blue lakes, and 300 glaciers, (which is more than any other park in the lower 48), it’s hard not to be captivated by the North Cascades in Washington.

While its beauty alone will keep you coming back again and again, what makes North Cascades National Park even more special is that it’s a place anyone can enjoy. With no cost to visit, a mix of easy and challenging hikes and quick overlooks, and a cool town nearby, there is something for all ages, abilities, and interests.

In this guide, we’re sharing everything you need to know before visiting the park, as well as the surrounding area, so you can plan your own adventure.

About North Cascades National Park

North Cascades National Park is named after the North Cascade mountain range. In 1968, it became the 33rd national park in the United States, which has helped protect its vast wilderness, glaciers, snowfields, meadows, and lakes.

Before it became a national park, the area was inhabited by Paleo-American Native Americans as well as Skagit tribes, who used the land for their food and shelter. Starting in the late 1700s, European explorers arrived and began fur trapping. Explorers mined for silver and gold, began logging the area, and built dams for hydroelectric power.

The different regions of North Cascades National Park

North Cascades National Park is a complex made up of three areas, including the official national park area, which is one of the least visited in the United States due to how remote and inaccessible it is, as well as the more accessible Ross Lake and Lake Chelan national recreation areas.

These two recreation areas allow dogs on a leash, but in the national park area, dogs are mostly not allowed.

For this guide, we're focusing on things to do both inside the national park boundaries, as well as in the recreation areas and national forests nearby.

How to get to North Cascades National Park

North Cascades National Park is located in northern Washington, a little more than two hours from Seattle. Seattle is home to a large international airport, so if you plan to fly to visit North Cascades National Park, Seattle is a great starting point, with many flight options, as well as many things to see in the city itself!


Once in Seattle, you will need to rent a car to properly explore North Cascades National Park, as the park does not offer a shuttle and road tripping is the best way to see its beauty.

When to visit North Cascades National Park

North Cascades National Park is best explored from mid-May through mid-October, as State Route 20, which is the main road into the park, and is usually closed between late November and April or early May every year.

For the best weather, summer is the perfect time to visit! The skies are clear aside from occasional wildfire smoke, the sun is out, and the trails have less snow. However, autumn also brings a very special experience in the park.

During September and October, the park changes from fully green to a beautiful mix of green, red, orange, and yellow. Washington weather can be





pretty finicky in the fall, though, with gloomy skies, rain, and even surprise snowstorms, which we know from experience. If you do visit in the fall, be prepared for various conditions!

Where to stay at North Cascades National Park

If you plan to visit the park as a long day trip, Seattle (2 hours away) or Bellingham (1.5 hours away) would be great home bases. Both cities offer many lodging options, restaurants, and things to do!

If you want to stay in the park for multiple days, your best option is to either camp at one of the park's six drive-in campgrounds on the western side of the park or stay in the western town of Winthrop, which is near the eastern side of the park. Most campgrounds within the park have vehicle length limits, so it's important to research that ahead of time. There are, however, several campgrounds outside the park that can accommodate any type of vehicle.

Winthrop offers a variety of places to stay, including Airbnbs, inns and lodges, as well as free and paid camping options. It also has a handful of restaurants, a grocery store, and other amenities for your trip!

Things to know before visiting North Cascades National Park

Before visiting North Cascades National Park, there are a few more important things to know to ensure you have a safe visit!

BE BEAR AWARE North Cascades National Park is home to black bears and a very small amount of grizzly bears. It's important to understand what to do if you encounter a bear, and practice proper food storage, which is required in the park. We also like to carry bear spray as an extra precaution.

FILL UP GAS BEFOREHAND Services are extremely limited around the park and you will need to drive a bit to see the best sights, so be sure to fill up your tank beforehand!

DOWNLOAD OFFLINE MAPS Cell service is extremely limited or nonexistent at North Cascades National Park. We suggest downloading offline Google Maps and offline AllTrails maps so you can navigate roads and trails without service.



The best things to do at North Cascades National Park

VISIT STEHEKIN

Stehekin is a unique, remote community in the Lake Chelan Recreation Area, which is only accessible by boat, foot, or plane. Once there, you can hike, camp, stay at a lodge, explore a historic orchard, buy items from a garden, go horseback riding, fish, kayak, and more!

EXPLORE THE TOWN OF WINTHROP

Winthrop is a charming, Western-themed town east of North Cascades National Park. We have always loved visiting here after a day of hiking to walk around, check out the shops, and grab a delicious post-hike meal.

Some restaurants we'd suggest are Rocking Horse Bakery for pastries and sandwiches, East 20 Pizza, Old Schoolhouse Brewery, Copper Glance or Arrowleaf Bistro for something nice, and ice cream at Sheri's Sweet Shoppe!

Gorge Creek




VISIT OVERLOOKS



The North Cascades Highway, also known as State Route 20, is a great way to see some of the beauty of the park from a handful of roadside overlooks.

Our favorite overlooks, in order from west to east, are the **Gorge Creek Falls overlook**; the **Diablo Lake overlook**, which has jaw-dropping turquoise water; the **Ross Lake overlook**; and the **Washington Pass overlook**, which features some impressive peaks.

These overlooks are all dog friendly as well, so if you're road tripping with your furry friend, they can join you along the short walking paths.

Washington Pass





HIT THE TRAILS

There are so many incredible trails to explore in the North Cascades National Park complex, but here are our top picks in both the national park complex and the surrounding area. Be sure to check trail conditions before you go!

Thunder Knob

Dog friendly | 3.3 miles | 666 feet of elevation gain

This relatively short hike leads to amazing views of Diablo Lake from above!

Lake Ann

Dog friendly | 3.4 miles | 700 feet of elevation gain

This trail mixes forests, mountains, and a nice lake into one shorter and less steep hike. If you have extra energy, continue up to Heather-Maple Pass as well!

Blue Lake

Dog friendly | 4.6 miles | 921 ft of elevation gain

Blue Lake, as the name implies, is a beautiful blue alpine lake. It's surrounded by mountains, and is a great payoff for a 4.6-mile hike!

Cascade Pass

6.5 miles | 1,781 ft of elevation gain

For views of the North Cascades peaks and glaciers, this popular hike is a must!

Heather-Maple Pass Loop

Dog friendly | 6.6 miles | 2,145 ft of elevation gain

This loop trail provides views almost the entire hike, as you walk along ridgelines, with mountains surrounding you and Lake Ann below. It's especially beautiful with the fall larches!

Hidden Lake

Dog friendly | 8.4 miles | 3,392 ft of elevation gain

Located a bit west of the park, this steep, challenging hike ends with gorgeous views of a lake, and the surrounding North Cascade peaks.

GO BACKPACKING

The best way to truly experience North Cascades National Park is to go into the backcountry!

Backpacking in the park requires an advance permit, which can be obtained at the Wilderness Information Center in Marblemount on a first come, first served basis.

Thunder Creek Trail

Dog friendly | 10.3 miles | 1,305 ft of elevation gain

This hike features a beautiful forest and river and is perfect for an easier backpacking trip.

Thornton Lakes

10.9 miles | 3,057 ft of elevation gain

This hike takes you through the forest and up switchbacks to Thornton Lakes, with the ability to add on a summit of Trappers Peak as well.

Cascade Pass and Sahale Arm

12.1 miles | 5,029 ft of elevation gain

This extension of the Cascade Pass day hike is extremely difficult, but you'll be rewarded with fewer crowds and even more expansive views of the North Cascade mountain range.

Regardless of which hikes and sights you're able to experience during your time in the North Cascades area, we guarantee you'll be blown away by its beauty. We hope you enjoy the park and surrounding areas as much as we have!

Heather Pass



About the Author

Adam, Kathryn, and Kona are an adventurous married couple and their pup living on the road in their self-converted Sprinter van. You can find them driving all around the United States and Canada scoping out the best coffee shops, eating tacos and ice cream (they're a five-plus taco and two-plus scoop household), and enjoying nature.

To see more of their travels and detailed travel guides, check out their website adventuresofaplusk.com or follow them on Instagram and YouTube [@AdventuresofAplusK](https://www.youtube.com/channel/UCqjz8p8v8v8v8v8v8v8v8v8).

— HOW TO — WINTERIZE your RV *in 8 easy steps*

By Ray Roman

The winter months are almost here.

If you need to winterize your RV but you've never done it before, it may seem intimidating, and you might not know where to begin. Fortunately, winterizing your camper is not too difficult if you follow step-by-step instructions that are clear and concise. In this beginner's guide to winterizing an RV, you'll find all the steps you need to successfully prepare your RV for winter storage. Let's get started!

HOW LONG DOES IT TAKE TO WINTERIZE AN RV?

If it's your first time, winterizing an RV can take an hour or more. Once you become familiar with the process of RV winterization, it should only take you about 20–30 minutes.

HOW MUCH DOES IT COST TO WINTERIZE AN RV?

If you go to your RV dealer for a basic winterization package, it can cost anywhere from \$200 to \$350, depending on the size and class of your RV.

WHAT YOU WILL NEED TO WINTERIZE YOUR RV

- ❑ **Non-Toxic RV Antifreeze:** The amount you need depends on the layout of your RV's plumbing. Plan on using about 4–6 gallons of antifreeze, give or take a few quarts. One important note—do not use automotive antifreeze.
- ❑ **Water Heater Bypass Kit:** Some RVs come with a built-in water heater bypass, but if yours doesn't, you'll need a kit to bypass the tank.

❑ **Holding Tank Cleaning Wand:**

To clean sediments out from your RV water heater, I recommend a cleaning wand.

❑ **Water Pump Converter Kit:**

This allows you to use the RV water pump to easily inject RV antifreeze into your pipes.

- ❑ **Basic Hand Tools:** To remove drain plugs and loosen obstructions that may be in the way you'll need some basic tools such as an adjustable wrench, pliers, screwdrivers, etc.

As you can see from the list above, it's not overly expensive to winterize an RV. However, it's important to have these supplies on hand before you get started, as it allows you to get your RV winterized without any delays. It is also important to familiarize yourself with all of the steps below before you begin.



STEP 1. Disconnect Any Outside Water Source

The first thing you're going to do is disconnect any outside water source. Disconnect any inline water filters or bypass them if they have a bypass.



STEP 2. Drain Your Freshwater Tank

Draining your freshwater tank is a simple process and shouldn't take too long. There is usually a single hose coming out from the underbelly of the RV near the water tank. Turn the drain cock to let the water out.



STEP 3. Drain And Flush Gray And Black Holding Tanks

Some RVs have a tank flushing system built in. If yours does, simply engage that to clean the gray and black tanks. If your RV doesn't have one, you'll need to do it manually. Drain the gray and black water tanks, then clean out the inside of each tank using a cleaning wand. Also, lubricate the termination valves with WD-40.

Be sure to dispose of the content at a proper dump station.

STEP 4. Drain Your Hot Water Heater

First, turn off the breaker to your RV water heater as a safety precaution. This will prevent you from starting the water heating element with no water in the tank.

Let the hot water cool down. When you are sure the water is cool, go outside your RV and open the panel to access the water tank. Next, find the water heater drain plug, which is typically located near the bottom of the tank. Loosen the drain plug using an adjustable wrench and remove it. Be careful when removing the drain plug as it is usually made of plastic.



To help the water drain quicker, open the pressure relief valve at the top of the tank.



STEP 5. Drain Your Water System

Open all faucets, both hot and cold, inside and outside your RV. Don't forget the toilet valve, and if your RV has an outside shower, it too needs to be open.

Now it's time to drain your RV water lines.

First, you need to locate the low-point water line drains. They are usually located underneath your RV near the water heater.



Next, run the water pump for a bit to help force any water out. Turn the water pump off as soon as the water has drained. Be careful not to run the water pump without any water in the system for too long, or you might ruin the pump.

STEP 6. Bypass Your Water Heater

In this step, we're going to bypass your water heater. By doing this, you avoid having to fill your water heater with RV antifreeze, which can save you as much as 6–10 gallons of antifreeze.

Some RVs come pre-equipped with a bypass system, but many don't. If you have a bypass valve, simply turn the valve to keep the water heater out of the system. If your RV does not have a bypass system, you'll need to purchase a kit and install it.

STEP 7. Add Antifreeze (Non-Toxic RV Antifreeze)

There are typically two ways to add antifreeze to your travel trailer. You can use a water pump conversion kit, or you can use a hand pump. I recommend the water pump conversion kit.

To check your progress, you will need to open up one faucet at a time. Begin with the kitchen faucet—open up the hot water and keep it open until antifreeze is flowing through it.

Once the output from the hot water faucet is flowing with pink antifreeze, you will know that antifreeze is in that system, and you can close the faucet.

Do the same with the cold faucet side. Then do this with all faucets, working from the highest, which is usually the kitchen faucet, to the lowest, which is typically the shower in the bathroom.

Finally, flush the toilet until antifreeze flows into the bowl.

STEP 8. Pour Antifreeze In The Shower and All Sinks

At this stage in the process, you will want to add about one or two cups of antifreeze into the shower drains and kitchen sink drains.

If you have an ice maker, washing machine, or outside shower, you will want to winterize those as well. For those accessories, check your owner's manual on how to winterize them.

STEP 9. You're All Done!

Once you have completed all the steps above, go through your RV and make sure all faucets are in a closed position.

Here are some additional tips before you place your travel trailer in storage.

- ☐ Clean out your refrigerator and pantry, removing anything that can spoil or attract rodents.
- ☐ Perform a thorough cleaning on the interior of your travel trailer.
- ☐ Perform an exterior inspection and check for areas that might need caulking or repair.
- ☐ Your sewer hose will probably need cleaning before you store it.
- ☐ Thoroughly wash and wax the exterior of your RV.
- ☐ Wash the awning with an awning cleaner. Let it dry completely before you roll it up.
- ☐ Winterizing a travel trailer is not a difficult task, but I do encourage you to check your owner's manual to make sure that you are following the precise steps for your particular RV. If you are not sure how to go about it, consider hiring a professional to do it for you.



About the Author

Ray and Tammy Roman love the RV lifestyle and have been involved with RVs for more than eight years. On their blog, gotraveltrailers.com, they share RV reviews, tips, and travel destinations. Ray is also the co-owner of RVAutomations.com, a small company manufacturing RV Auto Generator Start Systems.



seek adventure
find community



Nomad Near Me
connects you with friends
you know as well as friends
you haven't met yet.

Download Today!



50 RV Content Creators

FOR RVERS, BY RVERS

You will hear the phrase “For RVers, By RVers” a lot here, because we want you to know how truly special that concept is. Imagine you are a basketball junkie. How great would it be to have a magazine focused on basketball at all levels—but all from the players’ perspectives? What if the players were the ones writing the content and showing you the true story behind the sport? Not the coaches, the reporters, or the owners, but the players who are actually playing the game.

RV Today will take you right to the source. We want you to hear from all kinds of RV owners, from those who get out a few times a year to those who escape the winters looking for warmer

climates. You’ll hear from the weekend warriors, the RV renovators and builders, as well as the full-timers and anyone else who calls themselves an RVer.

What better way to introduce you to some of those RVers in this special edition than to highlight those who are already doing it? These 50 RV content creators are out there educating and entertaining fellow RVers through books, guides, blogs, YouTube videos, podcasts, and more. You may have heard of some of them, but we also hope to introduce you to some of them today. Say hello to the top 50 RVers who inspire us. Our hope is they inspire you to get out and RV Today.

CALLED TO WANDER

Chris and Lindsay, along with their two Australian cattle dogs, Everest and Huckleberry, are truly called to wander. Having left behind a comfortable life in Florida where they fostered two dozen children and were part of an amazingly supportive community, they embarked on the adventure of a lifetime as they attempted to drive their truck camper from Alaska to Argentina.

Through a series of unfortunate events, their meandering journey to the furthest reaches of the North American continent was met with one catastrophe after another. From breakdowns and empty bank accounts to chronic illness and unforeseen medical emergencies, they have navigated some truly challenging times.

Despite the challenges they face, including traveling in their RV full time with Crohn's disease, they continue to push toward their vision of inspiring and encouraging others to pursue what they call the Abundant Life on the Road.

Whether working odd jobs, living on the cheap, or finding themselves in situations that can only be defined by the incredible encounters they have with other people along the way, Chris and Lindsay are determined to continue pursuing a meaningful life on the road that encourages people to live beyond their own limitations.

With no Plan B, they continue to find ways to follow their dream by connecting with and helping people through their website and YouTube channel. They write and post videos about the RV lifestyle and travel from Alaska to Baja and everywhere in between, where they enjoy the great outdoors primarily through hiking, paddle boarding, and kayaking.

Having recently spent six months remodeling an old Class C motorhome, they have all sorts of experience and advice for helping people make the most of fulfilling their dreams of traveling by RV.

[@calledtowander](#)



...ENCOURAGING
OTHERS TO
PURSUING A
MEANINGFUL
LIFE ON THE
ROAD THAT
ENCOURAGES
PEOPLE TO LIVE
BEYOND THEIR
OWN LIMITATIONS.



CHICKERY'S TRAVELS

Sean and Julie Chickery are a couple of perpetual travelers who lived and traveled full-time in their fifth wheel for six years. After each serving 20 years in the United States Air Force, they knew they wanted to keep moving and experience even more of this beautiful nation. While researching ways to do that, they stumbled upon the full-time RV lifestyle.

After three years on the road and more lessons learned the hard way than you can imagine, they decided to start sharing with others through Chickery's Travels, a blog and YouTube channel. They quickly became known for their no-nonsense course and started presenting seminars at RV shows and rallies on RV travel and budgeting for the nomadic lifestyle.

As demand grew for more travel finance content, they created a program called Full-Time RV Finance. It covers everything from assessing your current situation and goal setting to saving money and achieving debt freedom, all while traveling full time. Their goal is to help others prepare financially to live an abundant life within their means. Throughout the program, they share strategies and tips they personally used to become debt-free in just two years.

Both Sean and Julie have started businesses with other partners as well. Julie founded Full-Time Freedom Week, an annual online event, with three other full-time RVers in 2017. Sean co-hosts the Beyond the Wheel podcast with a fellow RV enthusiast.

[@chickerystravels](#)





ADVENTURE ENDEAVOR

As their name suggests, Melissa and Jesse Azarva of Adventure Endeavor are all about experiencing the adventures road life has to offer. A couple in their 30s from Southern California, they were once hardcore weekend warriors who grew tired of re-visiting the same old places, so they traded that lifestyle for full-time travel beginning in March 2019. Melissa works remotely as a project coordinator and Jesse manages their content creation. They have explored 32 out of 50 states, two Canadian provinces, and all of Baja Mexico with their two dogs, Blue and Zamboni. After switching rigs twice in two years, they are currently living tiny in a Northwood Nash 17-foot travel trailer.

A major part of the reason they chose this lifestyle came from narrowly surviving an extremely traumatic experience. Being present in the crowd during the 2017 shooting at the Route 91 Harvest Festival in Las Vegas made them realize tomorrow is never promised. This experience forced them to take a hard look at their lives, and they decided to make a big change for the sake of their happiness. As a result, they now use their content as a medium to talk about the importance of feeling alive and fulfilled, as well as other aspects of mental health that are important to them.

Melissa and Jesse's content centers around whatever hobbies, places, and activities they find interest in. They've recently built a classic 1989 Jeep Grand Wagoneer into an off-roading machine, capable of exploring all types of terrain. On their channel, you'll find videos about boondocking, travel tips, the RV lifestyle, land stewardship, hiking, things to do, places to go, and definitely some off-roading thrown in!

[@adventureendeavor](#)



RV LOVE

Marc and Julie Bennett of RVLove seek freedom and fun while keeping their feet on the ground. These inspiring RV road trip lovers are all about living and loving the RV life and sharing what they learn to make life on the road easier for others. In 2014, they sold their home to hit the road full time in an RV and travel around North America. They visited all 50 U.S. states—48 by RV—plus Canada and Mexico, while still working full time!

Marc and Julie are known and loved for their entertaining, helpful videos; their information-packed website with in-depth blog posts; and their calm, practical, “can-do” attitude and humor when it comes to navigating the ups and downs of RV life.

The couple’s desire for more freedom led Marc to quit his remote 9–5 job in 2017 to join Julie in creating content full time. They launched RV Success School, with online courses for newbie RVers, and they co-authored two bestselling books, “Living the RV Life: Your Ultimate Guide to Life on the Road” and “RV Hacks: 400+ Ways to Make Life on the Road Easier, Safer, and More Fun,” to help RVers fast track their learning.

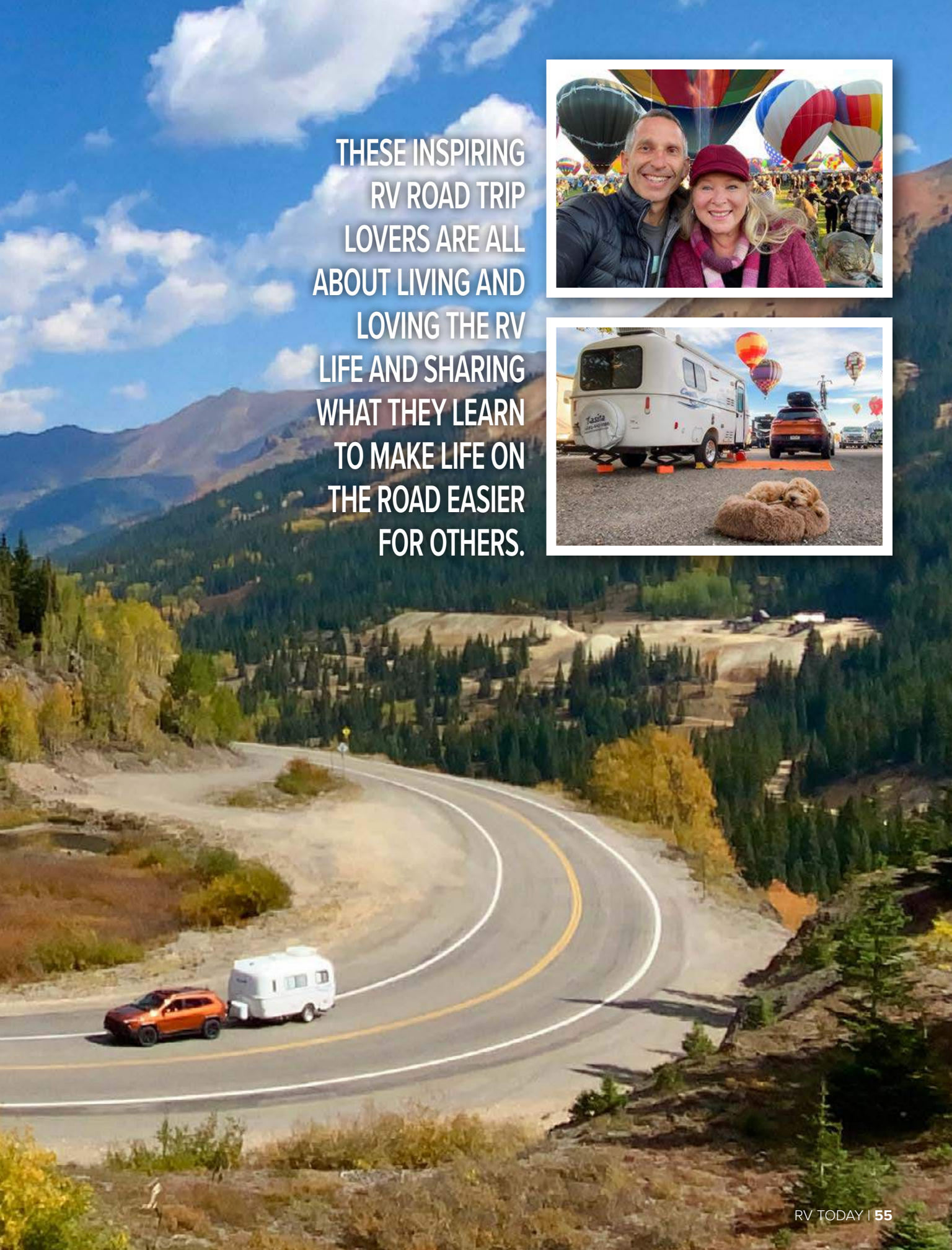
They have owned 2 Class A motorhomes—a gasser and a 1999 diesel pusher, which they renovated into a glamping home/office on wheels and shared in their Ultimate RV Makeover series on YouTube. They occasionally rent RVs to mix up their travel experiences, and now RV part time, towing a travel trailer behind their Jeep.

This dynamic duo also created and host the Hit the Road RV Summit, an annual online event featuring dozens of RV industry and lifestyle experts. They regularly share their RV tips and advice with the media, and you’ll often find them at RV and travel-related events.

[@rvlovetravel](https://www.rvlovetravel.com)



THESE INSPIRING
RV ROAD TRIP
LOVERS ARE ALL
ABOUT LIVING AND
LOVING THE RV
LIFE AND SHARING
WHAT THEY LEARN
TO MAKE LIFE ON
THE ROAD EASIER
FOR OTHERS.





RV MILES

At RV Miles, Jason and Abby Epperson curate a network of resources for American travelers, including three weekly podcasts, the RV Miles YouTube channel, RVMiles.com, and various social media offerings. Over the years, they've developed a style centered around keeping consumers up-to-date on the latest news and happenings in the RV and outdoor world. Their RV Miles Podcast has more than 200 episodes and shares their journey as full-time RVers, along with guest interviews and tips—all with humor and realism. Their America's National Parks Podcast tells the stories behind our nation's greatest treasures, and the See America Podcast brings to life intriguing road trip destinations.

On YouTube, they share the latest in RV and camping news in a weekly video that has become popular with RV owners as a place to learn more about

the RV industry, new brands and models, road trip trends, national park news, and more.

Jason and Abby worked for more than 15 years in Chicago theater, where they reported on the performing arts industry through a trade publication serving the Chicago and Kansas City markets. They now bring that passion for storytelling and their expertise in sharing news stories to camping and RVing. On the road since 2016, first in a converted school bus, then a travel trailer, and now as brand ambassadors for Sabre fifth wheels, they explore the country with their three boys, seeking out the best pizza, beer, and barbecue as they work to visit every National Park Service site in the country. They chronicle their family's personal adventures on Instagram as Our Wandering Family.

[@rvmiles](https://www.instagram.com/rvmiles)

**BRINGING THAT PASSION
FOR STORYTELLING AND
SHARING NEWS STORIES
INTO CAMPING AND RVING**

BRAZEN BRITS

Laurence and Natalie, the “Brazen Brits,” are two fun-loving adventurers touring the USA in their 37-foot travel trailer. Accompanied on their travels by their wonderful rescue dogs, Jax and Opie, they share their trip on YouTube with their loyal followers, referred to as their Brazieres.

What started out as a YouTube channel for friends and family to follow along has become a very popular RV-based channel with lots of fun and interesting content. The channel isn't just about RV life; it's also about the history of the places they visit, plus the animals, experiences, and situations they find themselves in along the way. Their dry British sense of humor, along with their unique outsider perspective of the United States, makes for a great watch.

Their content over the past couple of years has made viewers laugh and cry, and their “how-to” content also helps people who face challenges the couple has come across and figured out how to fix.

A cybersecurity nerd and a dog lover, Laurence and Natalie are living life to the fullest and inviting viewers along for the ride! New videos are posted every Saturday at noon Eastern on their Brazen Brits YouTube channel.

[@brazenbrits](#)



UNRAVELLED THYME

Paige and Connor sold most of their belongings to chase a dream they had in their hearts, trading in stuff for new experiences and unforgettable memories. They knew there was something more that their hearts yearned for greatly. They left their small Texas town two years ago with everything they owned in tow, in pursuit of living life beyond the 9–5 workday, and made it their goal to create a life they had always dreamt of.

They bought a travel trailer to take off on the trip of a lifetime, and there isn't an end in sight to their travels. From the tall pines of East Texas to the magnificence of Yellowstone and everywhere in between, there are so many places that have continually left them in awe. As their journey through the United States, their love of travel and adventure continues to grow. Their fully-renovated 35-foot travel trailer doubles as their office as they balance remote work and adventure, and they wouldn't trade the flexibility and freedom they have gained over the past few years for anything.

You can typically find them on the search for the best bowl of queso, scoping a new area for the perfect sunset spot, or on an epic hike with their dogs. Over the years, they have been reminded of the importance of finding beauty in both the simple and extravagant, unravelling this life they love one adventure at a thyme.

[@unravellidthyme](#)



DRIFTER JOURNEY

Greg Williams and Jessica Stiles have been living and traveling full time in their self-converted van for three and a half years. They are an authentic, outdoorsy couple who like to share the real adventures of living on the road. From glassy glaciers in Alaska to epic waves in Baja, and from mechanical issues to roof leaks, their YouTube channel and Instagram profile give viewers an inside look into the highs and lows of full-time van living. As avid outdoors enthusiasts, they take you to their favorite hot springs, hikes, campsites, and places to explore.

Through Drifter Journey, Greg and Jess inspire others to live an alternative lifestyle by sharing their experiences of quitting their full-time jobs, selling their custom home, and moving into their 80-square-foot van. It was important to Greg and Jess that they start their van life debt-free. They saved to initiate their adventure, including enough to pay for the van, the conversion, and two years' worth of travel expenses.

Shortly into their experience, they realized they wanted to be nomadic for more than two years and started working toward earning an income on the road. Greg works seasonally in Southern California during the winter as a ski technician, surfing local breaks at dawn before his shift and exploring Southern California on days off. Jess is a digital nomad and is the managing editor of Rootless Living Magazine. They also earn income from their YouTube channel and affiliate partnerships.

Greg and Jess are passionate about minimalism and love sharing other tips and tricks on their YouTube channel as well. From storage solutions to travel essentials, they have fun, realistic recommendations for people learning about the lifestyle or who want to start traveling more.

[@drifter.journey](#)





AYJ ADVENTURES

Joy believes everyone has something that makes them happy, but it's not always an easy find.

Sometimes it takes years, massive life changes, or a wake-up call. She believes we are meant to lead a series of lives in our lifetime, because as we grow, our desires, wants, and wishes shift. Finding happiness means recognizing that shift.

In 2017, Joy was in the midst of that shift, and realized she is not meant to be in Los Angeles; she's meant to see and document the world we live in, like her grandfather before her, through photographs and film.


Joy had dreamt of travel and photography since she was 12 years old. Discovering photojournalism in college, she spent 12 years as a photojournalist for newspapers throughout the United States. In 2004, she moved to Los Angeles to work in the photography and design industry. In 2017, tired of the struggle, cost of living, and commute, a friend asked where she wanted to live, and she realized she had no idea.

While researching her options, Joy discovered a pin on Pinterest by Alyssa Padgett—"A Beginner's Guide to Living in an RV"—and subsequently discovered Heath Padgett's podcast, RV Entrepreneur. The light clicked on and an entirely different idea of how to chase her dreams, work, and pay bills blossomed. Two years later, she packed up her two dogs and cat and began a journey along Route 66 in her slightly-used Class C RV.

She documents unique stories and explorations of small towns on YouTube, hoping to inspire others to find their joy. She created AYJ Adventures, which is about awakening your joy and finding happiness.

Joy is currently working as a freelance photographer (thirdphoto.com) and designer (ayjcreative.com) to support her adventures, and she also sells travel-inspired printables on Etsy.

[@ayj_adventures](https://www.instagram.com/ayj_adventures)





LESS JUNK MORE JOURNEY

After realizing life should be about more than keeping up with the Joneses, Nathan and Marissa Moss sold almost everything they owned, bought an RV, and have been traveling full time around North America since May 2015.


The couple set out to live a life of “less” to achieve more family time and more epic adventures together in return. In the process, they created a YouTube channel and travel brand called “Less Junk, More Journey,” in part to capture their family memories, but also to inspire others to live a life of letting go to embrace all that life has to offer. Their channel now has upwards of 175,000 subscribers.

Nathan and Marissa’s upbeat travel videos highlight the real-life ups and downs of RV travel life and take viewers on an amazing adventure along the way. Viewers can learn tips, tricks, hacks, and what not to do in an entertaining and fun format!

Get the popcorn and have some tissues ready, because this family of four will capture your hearts and make you feel like part of the family as you take a ride together to discover what life can be like with Less Junk and More Journey.

[@lessjunkmorejourney](https://www.instagram.com/lessjunkmorejourney)







TEXAS FAMILY CAMPING

Texas Family Camping began as a channel all about camping and is slowly transforming as the family behind it has decided to live full time in their RV.

David and Tania were campers who set out to create a YouTube channel that would help people know what to expect when they arrived at a campsite. After being unpleasantly surprised when they arrived at a campground to find the showers and bathrooms were nowhere near as nice as the last park they had visited, they decided to help people see the showers at a state park or RV park before they arrived.

Their YouTube channel expanded to cover all aspects of camping, from how to cool a tent in the summer to how to install a trailer brake controller on a pickup in order to pull an RV.

Through David and Tania's journey, they met a lot of full-time RVers who are also on YouTube and formed many friendships. After a year and a half of putting all their efforts toward making content about camping, David and Tania decided they wanted to sell their house and go full time, living in an RV.

They still have a long way to go. Currently, they're working to declutter their home along with their daughters, Kaylyn and Keira, to get rid of almost everything they own so they can sell their house and put their RV adventure into overtime.

[@texasfamilycamping](#)

THE STROMADS

Twenty years ago, Robb Strobbridge and Maureen Wright—The Stromads—left corporate America behind for a life of nomadic entrepreneurship, even though it seemed reckless to some.

This power couple saw the promise and freedom of creating their own business as the fuel to fill their wanderlust, desire for adventure, and romance.

They have logged more than a million miles in 49 states and Canada, entertaining thousands with their mobile business, Fast Action Motorsports Entertainment. Though they traveled more than 200 days a year, for a long time they maintained a somewhat conventional life and home in the suburbs.

That changed in 2016 when they sold their house, packed their truck, and headed out to live their dream.

Hotel living and dining out was fun, but also exhausting and expensive. They knew transitioning to an RV full time would sustain their dream of nomadic living and working on the road.

In 2017, they purchased their first RV, a 52-foot race car hauler with living quarters. They lived in only 22 feet of this impressive-looking rig; the rest was for the business, and it was booming.

The Stromads lived primarily on fairgrounds while working. The Big Gurl served its purpose for the business, but the length of the unit made traveling and exploring tricky. Robb and Maureen had their hearts set on their dream unit, a Renegade Super C. The stars aligned, and in 2018, The Stromads purchased a new Renegade Verona.

In addition to being featured in magazines and podcasts, they share information on their website about entrepreneurship, road life, and how to sustain your perfect RV life. On their YouTube channel, learn about their love of tequila and full-timing.

The Stromads are fun-loving and always have a hilarious tale to tell as they travel, exploring life, love, and all things good.

[@thestromads](#)



TAILS OF WANDERLUST

Cass has been living a nomadic lifestyle since 2017 with her German shepherd / husky rescue dog, Jasper, and 15-year-old adventure cat, Napoleon. For the first couple of years, Cass simply enjoyed the wonders of traveling and kept a small Instagram page and blog, but she received a lot of questions about what it was like traveling with pets and as a solo woman, and it was always hard to thoroughly answer a question over a few sentences on Instagram.

So in 2020, Cass started the YouTube channel Tails of Wanderlust. The goal was to create a channel that answered many of these commonly-asked questions in a realistic and honest way, backed by years of experience on the road.

Filmed simply on a small GoPro with no fancy filters, her videos show realistic insights into a variety of topics, including living in a small Airstream trailer, working a full-time remote corporate job, traveling with a dog and a cat, and what it takes to travel as a solo woman. She also loves to share some of her favorite easy and delicious RV cooking recipes, and you can tag along for some hiking blogs. Jasper and Napoleon also star in many of the videos and tend to steal the show.

Tails of Wanderlust's goal is to inspire others to "Live Simply, Adventure Often."

[@tailsofwanderlust](https://www.instagram.com/tailsofwanderlust)

THE GOAL IS TO INSPIRE
OTHERS TO LIVE SIMPLY,
ADVENTURE OFTEN.



THE BORDER HOOKUPS

In 2019, wanderlust hit with a vengeance, and watching one YouTube video about full-time RVing spiraled into an obsession. Dave and Jacqueline Hudson, also known as musical duo The Border Hookups, and now hosts of the YouTube channel, The Border Hookups Go RVing, spent two years researching, then hit the road, never looking back. When asked how they pulled it off, the answer is simple—just do it! Well, sort of. "We researched, planned, saved, sold, and then just did it!"

The Border Hookups were able to meld together Jacqueline's health coaching business, where she works with clients around the world to help them lose weight and stay healthy, and their love for live music that brings them to stages across the United States as a husband-and-wife acoustic duo.

The Border Hookups name? Jacqueline hails from northern Manitoba and Dave's roots were firmly planted in Minnesota before meeting about six years ago at a show. Both grew up camping, which made hitting the road with limited possessions and a thirst for adventure a natural fit.

What is The Border Hookups Go RVing all about? They are light on the how-tos, and heavy on the RV lifestyle. "We just enjoy living on the road and sharing our experiences with those who are in the phase of thinking about making the leap," said Dave. With a growing following, more and more viewers are joining the Hookups Crew, making this unique RV lifestyle channel a friendly home for entertainment and inspiration.

[@theborderhookups](https://www.instagram.com/theborderhookups)

THE VIRTUAL CAMPGROUND

Debra and Barry Benton are full-time RVers and own The Virtual Campground, an RV life and travel resource for nomads. Covering topics like great spots to visit, boondocking, and how to work from the road, the Bentons share their RVing adventures for those who are interested in any RV lifestyle, whether they're full-time, seasonals, or dreamers.



After their two sons left for college, the Bentons decided it was time for a change. Debra had retired from the corporate world and Barry was working remotely already for a professional photography firm. They sold their house of 25 years and all their possessions to embrace the RV life. Through this transition from a four-bedroom house to a 36-foot Class A, they learned lessons about change, working, and travel, which they happily share.

One thing they quickly realized was the importance of making friends on the road. They bought The Virtual Campground in 2020 with the goal of creating a community of RVers. Through their website, social media, and meet-ups, the Bentons are building friendships and helping others find their own community on the road.

A warm and sociable couple, the Bentons share the highs and lows of RV travel with humor and grace. They encourage their readers to slow down and really explore a destination. Their personal favorite places are smaller towns—they have found the best surprises and serendipity happen when you stop along the journey and learn more about a new place. That is when the stories and characters worth knowing find you.

With Debra's casual writing style and Barry's beautiful photography, readers feel like they are hearing and seeing a story from friends. Together, they hope to inspire and support people's travels and answer any questions so everyone can enjoy their own brand of RV lifestyle.

[@thevirtualcampground](#)





TREKERS

Self-described adventurers and explorers Ari and Jessi Adler travel in a 4-wheel drive Class B RV to help them find new places where they can lace up their hiking boots, ride bicycles, or paddle a kayak. Because they travel and camp year-round, you may even find them occasionally donning snowshoes, especially in their beloved Upper Peninsula of Michigan.

Their goal is to prove time and again that “not all who wander are lost.” With a professional background in public and media relations, Ari and Jessi operate trekers.org, a website billed as “casual conversations about camping, hiking, and traveling treks.” They are also active on YouTube, Instagram, and Facebook.

Their YouTube and other social media content have the same focus as the website. They are helping to inspire others and offering straightforward information about their travel style, locations, and activities they undertake across the country.

In 2019, Ari and Jessi completed a massive undertaking when they visited all 103 state parks in Michigan to help recognize the state parks’ centennial. Putting hours into researching the history of each park, not to mention the hours driving around the Great Lakes state, they documented their trips with videos and blog posts reviewing each park and nearby attractions.

After kicking off their YouTube channel in earnest with that project, the Adlers have continued to provide content that highlights the places they camp, as well as hiking spots they have enjoyed.

[@trekersorg](https://www.instagram.com/trekersorg)



FREE AS WHEEL EVER BE

Tina Klinefelter, along with her husband Craig, appeared to have it all. A 4,000-square-foot house, two cars, two careers, a boat, a travel trailer, and more.

They were living the so-called American Dream, accumulating “stuff” continually, but even though they had possessions filling up space in their extensive empty nester home, it didn’t fulfill them. They didn’t have time for what mattered most—their five adult children spread across the United States, their five grandchildren, and travel.

You see, Tina and Craig shared a dream to RV across the country full time when they retired. They daydreamed about national parks they would visit, by-ways to travel, hiking trails to discover, family to spend quality time with, beer to taste, and new experiences to share.

The couple thought this full-time travel dream was ten years away until Tina lost her job in 2016. They realized this painful ending could be their new

beginning—a sign to take the leap and make their dream a reality. Craig already worked from home, giving them the financial means to embrace this new lifestyle.

They sold, donated, or gave away almost everything in 2017 to RV full time. Whether parked in their kids’ driveways or visiting new destinations, they couldn’t be happier with their life-changing decision.

Tina is the voice and creator of the couple’s RV and travel content. Her fun, real-life posts—think menopause on the road and RV breakdowns—inspire others to live with less to experience more, especially in midlife. Tina guides you through “7 Steps to Full-Time RV Living” in her ebook and is currently creating “Downsize to dRiVe” for anyone transitioning to tiny living. Most of all, Tina hopes her story influences others to stop dreaming and start doing to have no regrets.

[@freeaswheeleverbe](https://www.instagram.com/freeaswheeleverbe)



RV WITH TITO

Brian Pursel and his wife Melissa started RVing with their children as a family in 2007 and they've continued the lifestyle after their children grew up.

Early on, Brian started sharing RV tips and DIY project ideas on his website, RVwithTito.com, and his YouTube channel of the same name. Instead of focusing on the RV lifestyle, the website and YouTube channel focus primarily on DIY. Over the years, both have grown to become trusted resources to help and inspire fellow RV owners to do it themselves.

Brian's goal is to help others by giving them confidence to work on their own RVs and save money doing it. He hopes RV owners will not only be inspired to take on projects that have a positive impact on their RVing experience, but also pass on what they learn to others.

So who's Tito? He's not a real person—Tito is the name given to the Pursels' motorhome's dashboard mascot by their children back in 2008. Tito still travels with them today.

Brian and Melissa have retired from their corporate jobs and now spend roughly half of the year primarily boondocking around the Western US in their motorhome and sharing their travels on Instagram @rvwithtito. The rest of the year is spent at their home base in Washington state preparing for the next adventure.

Off-grid solar power and boondocking are common themes for RVwithTito, as well as renovating and improving aging RVs. One thing is for sure—there will always be things to fix, projects to work on, and improvements to make.

[@rvwithtito](https://www.instagram.com/rvwithtito)

ADVENTURE CAN BE FOUND
IN THE EVERYDAY AND SOUGHT
OUT IN SMALL WAYS.





NEVER STOP ADVENTURING

Christine and Kevin Skelton, along with their kids Klara and Nathan, have been traveling full time in their fifth wheel since early 2018. What started as a six-month whirlwind tour of the United States for Christine and Kevin in 2013, before the kids were born, eventually became a dream to pursue the RV lifestyle long-term. After having kids, they left Denver to show them the world, help them learn, and grow in experiences and faith.

Never Stop Adventuring seeks out and documents popular and off-the-beaten-path travel destinations for family fun, with lots of outdoor time in stunning scenery. They love sharing their lives and knowledge, especially through informative and entertaining video content. Kevin designed and installed a large solar system and shares how-tos, including what has gone well and not so well, in this and other RV projects. They also share their favorite boondocking finds and tips for getting off-grid.

Never Stop Adventuring transparently publishes the details of what it costs them to RV and how much they budget in all categories. They seek out adventures of all sizes with their kids despite their young ages to show how it can be done! They believe adventure can be found in the everyday and sought out in small ways wherever you are. They plan to add international RV travel to their content as well, including in Germany, where Christine has family.

Never Stop Adventuring is a resource for anyone seeking information on RV family travel with kids, destinations and adventures, roadschooling, RV costs, RV solar how-tos and other RV projects, tips, and tricks, from a family who wants to be as helpful as they can.

@ [neverstopadventuring](https://www.instagram.com/neverstopadventuring)





MOBILE INTERNET RESOURCE CENTER

Chris Dunphy and Cherie Ve Ard hit the road full time way back in 2006 in a super tiny travel trailer, working remotely all along the way as software developers and technology advisors. They started the Technomadia blog to keep friends and family up to date, and soon after, started posting quick videos to this new thing called YouTube.

They never set out to be influencers or content creators, but they were some of the first sharing online about living and working full time while traveling in an RV. As their audience grew, so did the questions, so they started writing articles, creating videos, and hosting live streams to address the most frequent topics.

Perhaps the most frequent topic they were asked about was how they got the internet to work remotely.

The Mobile Internet Resource Center started off in 2013 as a side project to help people learn about



keeping connected on the road, but over time it has grown to be their full-time job, now with a full team helping them track this ever-changing topic. The resource center is an unbiased, community-supported project providing industry news analysis, education, and reviews on cellular, Wi-Fi, and satellite connectivity options.

Today, Chris and Cherie split their time between a vintage bus conversion, a camper van, and a boat as they continue sharing about their full-time nomadic journey that is now more than 15 years in the making. technomadia.com, rvmobileinternet.com

PROCEEDING ONWARD IN AMERICA

Becky and Fabian met in September of 2017 while working on a ship in Hawaii. After dating for a few months, they decided they wanted to move in together, but they weren't sure where they wanted to live. Fabian mentioned the possibility of getting an RV and traveling around America, then as he went to work that night, Becky began researching—everything from how to RV, what you would need to get started, and anything else she could find on YouTube. Like many people, she assumed RVing was mostly for retirees, but in her research she found that wasn't the case at all! By the time Fabian returned home from work, Becky was ready to go RV shopping.

In the spring of 2018, they bought a Chevy Colorado truck and a 2017 Gulf Stream Vintage Cruiser 19RBS travel trailer, and they've been RVing full time with their dog ever since. Their YouTube videos share the benefits and great possibilities of living on the road. They've had the opportunity to workcamp at the Sugar Beet Harvest and at several campgrounds, and the lifestyle allows Becky to continue her Navy Reserves obligations.

Becky and Fabian like to boondock, which has included staying at Harvest Hosts spots, and they enjoy finding inexpensive or free things to do in the new areas they visit. They say RV life has allowed them to grow stronger together—especially during the RV renovations. The couple got married in 2019, and are expecting their first child soon. After realizing how much they love this lifestyle, they upgraded to a F-350 dually and a Jayco North Point 377RLBH fifth wheel.

They're looking forward to sharing the lifestyle with the baby and continuing to share their experiences and all the possibilities of full-time RVing with others.

[@proceedingonwardinamerica](https://www.instagram.com/proceedingonwardinamerica)



SWITCH IT UP

Passionate, authentic, loving, and adventurous are words that encompass the Switch It Up YouTube hosts, Todd and Sheila Konitzer. After each losing a parent in 2019, they realized their parents had left behind “someday” dreams; dreams they’d always intended to do, but never got around to. With that in mind, the Konitzers decided to forge a new path in honor of Sheila’s dad, to travel the United States and create memories.

Armed with their Grand Design Momentum 395MS, a pair of kayaks, two Himiway bikes, and a motorcycle, they embarked on a journey in January 2020 to seize the moment with no regrets by intentionally living, traveling more, actively chasing their dreams, and helping others along the way—they decided to Switch It Up.

Todd entertains viewers with his dances, costumes, and random fictional historical stories, while Sheila keeps things grounded with behind-the-scenes planning, organizing, and curation of their community, called the Switch Crew. The chemistry is undeniable, and the laughs are nonstop.

Three times a week, Todd and Sheila post videos filled with laughter and authenticity as they face the



ups and downs of RV life, explore new places, push each other to take risks, share personal struggles and victories, and challenge the Switch Crew to take chances by switching it up.

They’ve created Switch It Up Adventures to encourage Switch Crew members to discover their own exploits, as Todd and Sheila leave Geocache containers with Switch It Up Adventure Stickers inside along their journey for their Crew to find. Their family away from family, the Switch Crew, actively participates in YouTube Live discussions, Meet Ups and Huddles, encourages Todd’s snack addiction, shakes their heads in wonder at Sheila’s patience, and to this day, still wants to know ... did Todd pee in the Berkey?

[@switchitupusa](#)





RV OUT WEST

RV Out West is a podcast that publishes twice a month and primarily focuses on the Pacific Northwest bioregion and other destinations in the western United States. The show highlights places to camp and explore, RV gear reviews, tips and tricks for RVing in the Northwest, and an occasional food or cocktail

recipe—all to make your camp life a little easier.

Episode topics range from wilderness first aid and how to do RV water the right way, to a Mt. St. Helens travel guide and an unconventional guide to Glacier National Park.

Host Brooks Smothers grew up in the Pacific Northwest, chasing the salmon runs of the Olympic Peninsula, hiking among the wildflowers of Mt. Rainier National Park, spending each winter snowboarding in the Cascade Mountains, and enjoying vanlife before it was a thing. Today, he shares his knowledge and experience with his family, friends, and now, with listeners.

Whether backpacking, car camping, cross country road tripping in his '78 VW camper bus, or in a tent or travel trailer; Brooks loves camping and often has his family in tow. This passion is why he was driven to share his love of the outdoors, our public lands, and a desire to seek adventure beyond the horizon with his listeners.

[@rv_out_west](#)

GRATEFUL GLAMPER

Grateful Glamper has been a source for videos and content for RVers and travel families for over 2 years.

Back in 2015, Ben and Charity DeVries had a dream of RV travel, but they were stuck in a 9–5 grind, and living a life of travel seemed impossible. One of their mentors suggested creating a vision board of what they really wanted. So they took a trip down to the local RV dealership...in January, in Colorado.

After taking a photo of their family standing in front of a Class A motorhome (which they'd decided was their "dream" RV), they printed out the photo and put it on the fridge. Slowly, they began taking steps toward starting a business that could be run from the road.

Fast forward two years to 2017. The kids were getting older and the itch to jump into RVing was growing, so Ben and Charity started looking at RVs for sale online. They had an epiphany—if they bought an older, used RV, they could jump into RVing right away. Even if it was just long weekends or a week here and there, the dream was finally within reach.

In July of 2017, they bought their first RV, a 2000 Fleetwood Pace Arrow motorhome. It wasn't until 2018 that they were able to transition to self-employment, which opened the option for full-time travel. In May of 2018, they began documenting their journeys and lessons learned along the way on YouTube on their Grateful Glamper channel.

Ben and Charity produce quality videos about RV travel destinations, travel with kids, RV organization tips, and much more. Their videos are engaging, entertaining, and inspiring. Currently, they release new videos 2–3 times a week, are active on social media, and feature a comprehensive blog on their website.

[@gratefulglamper](#)





GETAWAY COUPLE

Rae and Jason Miller started Getaway Couple in 2017 when they hit the road full time in their Grand Design Solitude. Since then, they have shared the highs and lows of the RV lifestyle on their YouTube channel, where you can watch them grow from timid newbies to adept full-time RVers.

When it comes to RVing, they take you along for the whole experience. You'll find yourself holding your breath as you watch them precariously get towed out of the mud in South Dakota, and laughing along at their informative yet entertaining Top 10 Beginner Mistakes video. Rae and Jason travel with their adorable Doberman mix, Carmen, who steals the show when she is on screen. The Millers' videos feature tips and tricks for traveling with pets as well.

In addition to mistakes and dog content, they also share insights about the locations they visit. Rae and Jason share their lessons learned, what is or isn't worth the hype, and any hidden gems they find along their travels. They are big brewery fans as well, so if you love beer, you'll love them.

While Rae and Jason don't stream live on their channel very often, it's a treat when they do. During their live streams, you can see their unfiltered and unedited personalities. They answer every question that comes in during live streams, as they want their followers, known as the "Getaway Gang," to know they are heard. These are just a few reasons Getaway Couple is worth watching!

[@getaway_couple](#)





PERPETUAL MOVES

Kristen and Jameson are young, adventurous full-time RVers. They're both in their 30s and working full time from the road. They live in a 42-foot Class A motorhome with their pup Maddie, and primarily boondock. They chose this lifestyle a few years ago as a way to squeeze the most out of life; they're usually off adventuring after work and on weekends. They move to a new location every 10–14 days, so there's always something new to explore. They love hiking, paddle boarding, and camping—all things they get to do a lot more now that they travel full time.

They started a YouTube channel about a year ago to share their adventures with family and friends who they hadn't seen in a while. Now, they hope their channel will inspire others to believe that any dream is possible, and that an unconventional lifestyle can be totally fulfilling. Viewers can always find a tip or two about what's cool to see or do at a destination Kristen and Jameson have covered, or maybe discover a new place they'd never heard of that they want to visit.

Kristen and Jameson balance destination content with motorhome lifestyle content, so anyone who's wondering about living in a Class A motorhome may benefit from checking them out!

[@perpetualmoves](https://www.instagram.com/perpetualmoves)





TWO DAY'S JOURNEY

Meet the Days behind Two Day's Journey. Dakota and Anna Day are a married couple traveling the United States full time in their RV with their golden pup, Honey. They have been RVing for three years and currently travel in their Class A motorhome, "Virgil the Vista." After traveling for two years living out of a suitcase when Dakota's job took them on the road, they discovered the RV lifestyle and knew it would be the perfect fit for them. With absolutely no knowledge about RVs, they took the jump and began their RVing journey.

Upon discovering the joy and freedom of this lifestyle, Anna decided to create a blog and social media account where she could share their journey. Her hope is to inspire others to enjoy the simple things in life and to get out there and make memories together. "RV life has given us so many incredible opportunities and has helped us to realize what's really important in life, and we hope our content can encourage you to find that in your life."

Their content includes all things RV-related, such as tips and tricks, the ups and downs of RV living, and travel guides to help you plan your trip and get out on the road with your family. Follow along on their adventures as they visit national parks and pursue their goal of RVing all 50 states.

[@twodaysjourney](#)

HAPPILY EVER HANKS

Quirkiness, inspiration, and down-to-earth weekly entertainment awaits at HappilyEverHanks! When it comes to full-time RV living, Kyle and Renee offer their viewers a real "peek behind the curtain." The YouTube channel holds nothing back, especially for comedy-lovers.

Kyle, Renee, and Dexter, their chocolate Siamese cat, began their RV journey in 2017 with a 27-foot Grand Design travel trailer. Let's be real; they bought this rig for Dexter. But they also needed somewhere to live while working as travel nurses. Kyle and Renee are both emergency room registered nurses and decided to spice things up by leaving their sticks and bricks to pursue a new adventure. And what do you know? They loved the RV life so much that they officially sold their home in 2019 and upgraded to a Grand Design Solitude fifth wheel.

After becoming debt free at the end of 2019, Kyle and Renee decided to go against the grain of society. They saved up enough money to take an entire year off work and took a hiatus from travel nursing to start a YouTube channel and bring value to others interested in this lifestyle.

[@happily_ever_hanks](#)



ADVENTURES OF A+K

Adam, Kathryn, and Kona, also known as Adventures of A+K, are an adventurous and down-to-earth married couple (plus their pup!) who are traveling around North America in their self-converted Sprinter van.

Their love of travel was ignited after living in Seattle for three years, where they spent every weekend hiking, road tripping, and seeing as much of the Pacific Northwest as possible. This prompted them to take the leap and become nomadic, and after spending seven months building their van, they hit the road full time in August 2019.

You can usually find them hiking in national and state parks, exploring small and large cities, scoping out the best coffee shops, and trying as many local eats as possible—especially tacos and ice cream!

Adam and Kathryn believe the best adventures don't have to cost a lot of money, require many vacation days, or take you far from home. And through their detailed, relatable, and helpful travel guides and YouTube videos, they not only inspire others to get out there and explore, but also provide tons of tips and itinerary options to make planning a whole lot easier, all while feeling like friends that you're virtually traveling with.

[@adventuresofaplusk](#)



LYF UNINTERRUPTED

Shawnna and Brian are a couple of true RV nomads at heart, preparing for a full-time journey around the United States. They chose “Lyf Uninterrupted” as their YouTube Channel name because it means to live life now, continuously—not just when you have the standard two-week vacation time available to do so. They gave up all their stuff and traded it for experiences.

Brian is a Midwestern boy from Indiana and Shawnna a Southwestern girl from Arizona, who met when Brian was in the Air Force, stationed at Luke Air Force base in Arizona. They’ve been married for many years and have two wonderful adult sons with adventurous lives of their own.

When asked what makes them their best selves, Brian and Shawnna always say it’s when they are free to make choices, take time to smell the roses, and truly experience life around them.

Brian and Shawnna travel in a 34-foot 2008 Winnebago Class A Motorhome with a preference for boondocking. Their two French bulldogs, Rikki and Lucy, keep them laughing and up early in the morning for potty runs.

As full-time RVers, their goal is to experience life and make awesome RV lifestyle videos for their community. They are successful digital nomads who vlog, write blogs, and create engaging social media content. They love to share their RV travel experiences, advice, and challenges to help other RVers along the way. They enjoy finding beautiful places to stay and find creative ways of saving money by seeking out low-cost campgrounds and boondocking sites to share with their audience.

[@lyf_uninterrupted](#)



BRIGHT DAIS AHEAD



Meet the Bright Dais Ahead family—John, Sherryl, and their twins, Brighton and Daisy (Get it? Bright Dais!)—who chose to leave suburbia and the corporate world to live life differently. After careers at Fortune 500 companies, they traded their house and thriving business for simpler living, richer

education, closer family relationships, and unique adventures. Their goal is to inspire others to live like the best days are ahead of us, not behind us.

The Nens family created Bright Dais Ahead (BDA) to document their adventures across the United States while sharing beautiful photos and videos, relatable stories, helpful tips, and advice. They are full-time RV travelers, content creators, bloggers, and Neonatal Intensive Care Unit (NICU) philanthropists.

BDA serves as a people connector, bridging the gap between retirees and those traveling with young families, as they uniquely belong to both groups. BDA helps families with very young children find affordable experiences for the whole family to enjoy. In addition, BDA helps launch other RV retirees and travel families by providing checklists, gear reviews, travel itineraries, planning help, and other practical tips.

For more than 20 years, John and Sherryl served as marketing and branding experts for many iconic brands, and before hitting the road, they developed a successful commercial cleaning business. John also works as a financial coach to help families live like no one else.

BDA has been featured in Rootless Living, Lippert Scouts, and Nomad Families. When not blogging, John and Sherryl enjoy riding e-bikes with their daughters, visiting family and friends, and researching their next adventure.

During their travels, the Nens Family is inspired to give back by supporting local NICUs to help parents plan for Bright Dais Ahead with their own NICU grads.

[@brightdaisahead](#)





In December 2016, Chad and Tara lived in Florida. Neither of them had ever stayed in an RV before, much less lived in one. Chad worked from home as a programmer and Tara, who previously worked in sales, was battling Lyme disease.

A man and a woman are posing on a red Indian motorcycle. The man is sitting on the bike, wearing a black t-shirt and jeans, with his hand on the handlebar. The woman is sitting behind him, wearing a black t-shirt and jeans, with her arm around his waist. They are both smiling. The motorcycle is parked on a dirt path in a wooded area. In the background, there are trees and a picnic table. The image is framed by a white border.

After watching RV YouTube channels, they decided they wanted to start their own. They chose a name, Changing Lanes, and figured out how to film and edit videos—not an easy task if they wanted the videos to be high quality. They decided to focus on creating travel and how-to content.

A man and a woman are sitting on a red Indian motorcycle. The man is in the driver's seat, wearing a black t-shirt with a logo and blue jeans. The woman is sitting behind him, also smiling. The motorcycle is parked outdoors in front of a building with a striped awning. The background shows trees and a picnic table.

@changingplanes



STRESSLESS CAMPING

Peggy camped with her parents and siblings throughout childhood—in fact, she was even conceived on a camping trip! She kept camping as an adult, working for a travel trailer manufacturer and camping in a tent, or sometimes in the back of her SUV.

Tony, on the other hand, would skip the rides at the fair as a youngster to check out the RVs instead. He bought his first RV, a Tonka Winnebago, at 11 years old, and he still has it to this day! Tony also worked in the RV industry, handling sales and warranty claims while overseeing a number of websites and social campaigns.

Together, Peggy and Tony hitch up their 19-foot travel trailer as often as possible, seeking out unusual and exceptional experiences. Both working in the RV industry, they heard the same issues come up time and again. That inspired StressLess



Camping, a website and podcast with answers to many of the most frequently asked questions, provided in an easy-to-digest and lighthearted fashion. On the website and the podcast, they share their travel experiences, along with tips and tricks from their years in the RV industry. They also enjoy giving presentations and tips at RV shows and other events.

You can catch them Thursday mornings on their podcast or on their website any time.

[@stresslesscamping](#)



CRAZY FAMILY ADVENTURE

Bryanna, her husband Craig, and their four kids sold everything, bought an RV, and have been traveling full time around North America since May 2014. If they aren't out climbing mountains, hiking to a waterfall, or playing at the beach, they are most likely at the local donut shop or brewery! They have traveled to 40+ states, Canada, and Mexico in their RV and have traveled in five different rigs since being on the road full time.

They write about things to do with kids at the destinations they visit, full-time family travel, and working from the road at [crazyfamilyadventure.com](#). They also have a podcast where they talk about their life of full-time family travel and a YouTube channel where they showcase what their life is all about and the cool places they visit. They recently wrote a book called "Full-Time RVing With Kids: An Insider's Guide To Life On The Road" to share their story and help other families who want to get on the road. You can find it on Amazon.

Bryanna also started VirtualPowerhouse.com, where she and her team provide social media services for small businesses. You can find them on Facebook, Instagram, Twitter and Pinterest.

Bryanna and Craig are passionate about inspiring families and giving them the tools to get on the road with their kids! They share a real life look at what full-time RV travel with kids is like—not just the glamorous side. Their laid-back approach to parenting, their mantra for living life now, and their love for a glass of wine or two have inspired many to take a similar approach to life.

[@crazyfamilyadventure](#)





RV GEEKS

If you've spent much time online looking for information about RVing, chances are you've come across The RVgeeks. Specializing in RV systems, operation, DIY, and repair and maintenance, their popular blog and long-running YouTube channel provide helpful and informative videos and articles about RVing.

The RVgeeks are Peter Knize and John Sullivan, and they've been full-timing for nearly two decades. After about eight years on the road, they took what they'd learned and started creating content to help fellow RVers improve their RVing experiences.

They've tricked out their 2003 Newmar Mountain Aire with a large bank of solar panels and lithium batteries, and are expert boondockers, spending extended periods of time off the grid. They've also installed a host of other upgrades, and of course have shared publicly not only what they installed, but how they installed it, and how they maintain it all!

While John and Peter currently have about 200,000 YouTube and blog subscribers, they're not certified RV mechanics. They've become DIY specialists over their many years of full-timing and are on a mission to help other RVers become DIYers, too. They've also shared their international RV trips to Australia, England, Italy, and New Zealand.

After seeing John and Peter's popularity online, television producer Anthony Nalli, creator of the long-running PBS show *The Aviators*, tapped them to host a new show he was creating called *The RVers*. Currently filming their fourth season of the show, Peter and John also serve as Co-Executive Producers. As Peter is a pilot, he's also made several appearances on *The Aviators*.

Look for *The RVers* on The Discovery Channel, PBS, iTunes/AppleTV, Amazon Video, Google Play, Destination America, and Fun Roads TV. The show is also available internationally on iTunes in English-speaking countries such as Canada, the U.K., and Australia.

[@rvgeeks](#)





NEWSTATE NOMADS

Howard and Katelyn Newstate, the Newstate Nomads, are full-time RVers and travelers exploring North America and beyond since 2018, when they hit the road with their two dogs. Whether jet-setting or in their 2019 Winnebago Navion 24D, the Newstates take their viewers along to discover the people, food, and culture of every “Newstate” they explore. From visiting Chernobyl to a mummy museum in Guanajuato, Mexico, viewers follow along for the unique experiences Howard and Katelyn discover in their journeys.

With backgrounds in journalism and high-end media (Katelyn was a news reporter and anchor; Howard filmed movies, music videos, and TV shows including *American Idol*), they launched their highly successful YouTube channel in 2020 before beginning an epic five-month RV adventure across central Mexico. On a beach in Mexico during a COVID quarantine is where they met their third dog, Scout. After releasing an episode of her adoption story on their YouTube channel, the Newstates were contacted by The Dodo and featured in a special interview distributed around the world to more than 70 million viewers. Today, Scout might be the most famous Mexican beach dog in the world!

2021 has taken the Newstates on a journey around the world as they returned to Alaska (traveling more than 5,000 miles from Key West to get there), drove across Canada, and explored Europe this fall. Follow along to see what the future holds for this fun traveling couple and their adventurous pups, Piper, Ella, and Scout. [@newstatenomads](https://www.youtube.com/newstatenomads)

LIVIN R VISION

Brian and Michelle Cortesio's RV dream started when Brian was a young boy and took a trip with his aunt and uncle in their RV. Many years later, Brian turned that dream into a vision and presented it to his wife, Michelle. They knew they loved to travel, but Brian envisioned that they could travel full time if they could become digital nomads.

Michelle was initially very reluctant and honestly frightened by the idea, but with a little persistence, Brian was able to convince her that the full-time RV life just may be the answer to their dreams of traveling full-time without waiting until retirement. Brian often refers to it as similar to winning the lottery—the best of both worlds without being stuck in an office cubicle.

Brian's vision quickly came to fruition, and within three months, Michelle was able to convince her employer to allow her to work remotely. They sold their house and most of their belongings and purchased their first RV the day after Thanksgiving in 2018. They have been living full time in their home on wheels for almost three years now!



Brian and Michelle immediately decided to create a YouTube channel, called LivinRVision, to document their journeys to share with family, but it quickly became popular in the YouTube community. The name of the channel was obvious to them since they were truly living their vision. LivinRVision videos feature information, tips, repairs, adventures, restaurant/pie reviews, and lots of humor.

There's never a dull moment with Brian and Michelle—they're a very down-to-earth couple you can always count on for honest opinions, ideas, and a good laugh in every episode.

[@livinrvision](#)



LET'S HEAD WHEREVER

Joe and Leah Coffin, owners and content creators for the travel and adventure brand "Let's Head Wherever," have been full-time RVers since December 2020. Since selling their home and belongings and moving into their Grand Design fifth wheel, they've put more than 15,000 miles between themselves and their former life in the Tampa, Florida suburbs. The full-time travel lifestyle allows them to live more intentionally and authentically, embrace adventure, and connect better with each other and nature.

Joe is an online social studies teacher and Marine Corps veteran who enjoys time in the wilderness to manage symptoms of PTSD from multiple combat deployments. Leah works in online accounting and consulting services after leaving a demanding corporate career shortly before the 2020 pandemic. Joe and Leah credit years of high-stress careers as the motivation to slow things down and enjoy traveling with their two teenage children.

Through their YouTube and Instagram pages, they share a candid and, at times, hilarious account of what life is like on the road. The duo shares footage of their experiences—including everything from hiking through national parks to fixing leaking RV toilets. Viewers of Let's Head Wherever have a strong appreciation for the "realness" of Joe and Leah's content. If you ask Joe and Leah, they emphatically share their aspiration to make followers feel like they're part of the family and along for the ride with them.

[@lets.head.wherever](#)

THE TRAVELING TITANS

The Traveling Titans are a family of four living and traveling the country in their fifth wheel, delivering an honest perspective on life in an RV via their Instagram and Facebook pages. Their lives are not “instaperfect” and their content shares many facets of life on the road. They decided to replace their material items with a life of exploration and experiences to reach new destinations, from national parks to small towns. They don’t live for the weekend, the weekend is their life.

After embarking on this journey, it became apparent while moving from campground to campground that their biracial family was the exception. As a biracial family from the Washington, D.C. area, they’d dealt with adversity before, but the degree and frequency increased since hitting the road. Unfortunately, this diverse family has found their fun-loving open arms are not always welcomed at camping establishments. These experiences

furthered their mission to normalize diversity in the outdoor community and raise awareness of the issue. With two beautiful toddlers to raise, it’s more important than ever to start inspiring change.

Blake, a U.S. Marine Corps veteran, always spices things up; he runs ultra-marathons in his spare time between parenting the kiddos and grad school. He adds flair with his feisty attitude and “we can do anything” mantra. But his personality isn’t the only spice in their lives; he also loves being in the kitchen.

Samantha, a driven telecom executive, lives for adrenaline rushes, the outdoors, and her kids. She shares everything from breakdowns and exploding toilets to sappy moments in national parks. She loves making short videos and is considering YouTube if she can add more hours into the day.

They like to inspire and encourage their followers to live their dreams and live beyond the ordinary. [@thetravelingtitan](#)s





GANDER FLIGHT

Have an RV problem? Curious to know if an RV widget is any good? Want to know the pros and cons to DIY RV projects? Tune into Gander Flight, where Joshua provides outside-the-box ideas to improve your RV experience through tips, hacks, and DIY projects.

Additionally, Joshua posts no-nonsense reviews and comparisons of gear relevant to the RV lifestyle to assist viewers in making informed decisions. Since an early age Joshua has enjoyed taking things apart and tinkering—learning how things work and finding unique ways to improve them has always excited him. Gander Flight is an outlet where he combines his love for tinkering with the outdoors, travel, and exploring via RV in a way that provides value to the RV community.

Joshua first lived in an RV during his Outdoor Recreation internship at Mountain Home Air Force Base in Idaho, where he also met his wife Kolie while whitewater rafting. After finishing the internship with a snowmobile trip through Yellowstone National Park, the newlyweds lived in and explored Norway for three years before coming back stateside. Joshua has since been a stay-at-home dad to twin boys Caylen and Rhyder, while Kolie has continued to serve as the Air Force moved the family around the country.

Nine years later, Kolie is about to retire from active duty and the Sheehan family is headed out full time with their pup Moxie to explore the country, connect with friends, and search for a place to put down roots and establish a base camp for future adventures!

[@ganderflight](#)

TRAVELS AND TRAVAILS

Thinking about buying a new trailer? Want some tips and tricks to make your travels better? Travels & Travails explores small trailers, fiberglass trailers, and Casita trailers, along with sharing tips and advice on upgrades and maintenance to ensure viewers have the time of their life in their travels.

Crystyn and Doug pursue life off the beaten path in their 17-foot Casita travel trailer. Small trailer life has many advantages. Travels & Travails wants to give viewers ideas and motivation to find a vision for living their own version of life off the beaten path by detailing some of those advantages of small trailer living.

In 2014, Crystyn and Doug purchased their first travel trailer together, a Scamp travel trailer. One of their trips together was to Bodega Bay, where Crystyn was working for the week. Since this was Crystyn's first-ever trailer, she was not familiar with the concept of separate holding tanks and decided to shower in the Scamp wet bath with the toilet lid open. Later that morning, Doug noticed water leaking from the black tank vent on the side of the Scamp trailer. The campground did not have hookups, but they did have a dump station. Doug was so embarrassed as he limped the trailer over to the dump station, blackwater leaking along the way. "RV life is full of learning experiences, and this was one of them," said Crystyn.

Later, they "upgraded" to a 2013 Casita Independence trailer, which has a larger holding tank with a vent on the top of the trailer instead of the side of the trailer.

Now retired, Crystyn and Doug continue to travel in their Casita trailer and love to share their adventures.

[@travels.andtravails](#)





YOU, ME & THE RV

Phil and Stacy's RV story starts the same as other full-time RVers—they sold their home and possessions, walked away from their jobs, and hit the road. But Phil and Stacy have a unique way of telling their story and a unique mission.

They share their life on the road with a bit of sarcasm and a lot of humor. Their positive outlook on life, even when things go wrong, makes watching their videos fun. Viewers don't just watch where they go; they feel like they're part of the journey. Expect to laugh out loud during most of their videos, and be sure to catch the hilarious bloopers at the end.

Phil and Stacy are both Navy veterans—Phil retired after 27 years and Stacy served for five years. After seeing the struggles many veterans face daily, they've made it their mission to bring awareness to veterans' needs. Thanks to their community, they have raised more than \$70,000 for veterans' charities. Some of their fundraising efforts have included a Schechter guitar giveaway, an Army versus Navy football game standoff, veteran-related t-shirts in their online store, and a silent auction. Phil and Stacy believe this is the most important part of their YouTube channel.

For those looking for information on RVing, *You, Me & the RV* videos have it all—beautiful locations, RV maintenance, repairs, organization, and of course, what can go wrong when your home bounces down the road at 60 miles an hour. Their website also has a wealth of RV information. Their blogs are informative and packed with links to help readers find more information.

Worried about finding community while bouncing around the country? Phil and Stacy show how easy it can be to find RV besties while traveling. They believe community is the best part of the RVing lifestyle!

@youmetherv



LESS THINGS BIG DREAMS

Charlie and Emily Feely stumbled into RV life in an effort to save money and accidentally found their passion. They renovated their first home on wheels and packed it with color, plants, and Milwaukee tools. After a year of stationary RV life outside of Seattle, they took their home on the road and met more of the RV community. Now they're renovating RVs in their home state of Washington and sharing the journey on YouTube and Instagram, but they have plans to travel full time again in 2022.

Charlie is multi-talented and can create custom solutions for just about every aspect of RV living. Emily is an interior designer, with a focus on merging function with style. She has a design style all her own and loves to bring spaces to life. If your RV doesn't exactly match your needs, follow along with Charlie and Emily as they show you different ways to live a more intentional life in your RV. They believe making your RV a home that reflects you



and suits your style of travel is key to making RV life your best life!

They're also parents to two little girls and a pup named Brody. Making this lifestyle work for a family has its challenges, and is something people don't always agree with. Learning to let go of what people might think of you and lean in to what drives you is a message they love sharing and coaching others through.

Both Charlie and Emily love to make friends in the RV community, whether by chatting with their followers on social media or meeting in real life.

[@lessthingsbigdreams](#)



LIFE'S SWEET JOURNEY

Melanie and Andrew are avid adventurers with a thirst for the road. They started out as weekend warriors, but quickly fell in love with the freedom and intentionality of RV life. After two years exploring Florida in their 22-foot travel trailer, Melanie and Andrew purchased a used fifth wheel, named her Delilah the Dream Machine, and began preparing to make the transition to full-time road life. They share their travels, love for local restaurants and breweries, and any RV mishaps that happen along the way.

Andrew is the logical side to this duo—he puts things back together when the wheels literally fall off. Melanie is the dreamer. Her scheming and persistence finally got Andrew to agree to leave their four-bedroom house and head out for parts unknown. She is also the voice behind their blog and social channels. The general rule is: Andrew fixes it; Melanie makes it look pretty.

Melanie and Andrew have been living in their 34-foot Keystone Cougar for three years. Their favorite nights find them by the fire, rehashing the day's adventures. They also have a furry feline travel companion, Prim, named after a character from one of Melanie's favorite books. Melanie and Andrew have explored all across the United States, but have a soft spots for the East Coast and Idaho. They share their adventures, RV lessons, and more at Life's Sweet Journey.

[@lifessweetjourney](#)





PROJECT TREK

Nate and Christian, the husband-and-wife team behind Project Trek, are full-time traveling vegans who love to hike and backpack with their two kids, Ella and Andersen.

After suffering from the financial collapse of a failed business, Christian and Nate decided to take matters into their own hands and began the process of pursuing financial freedom by paying off more than \$270,000 of debt. After their successful debt-free journey, they realized they never wanted to be bound by the burden of financial stress again. They also each deeply desired to travel while spending more time with their children.

After a weekend trip to Asheville, North Carolina in a borrowed Minnie Winnie, Christian and Nate felt the pull of the road. They answered that sweet siren call in April of 2017 when they launched their journey as a full-time RV family.

In an effort to bring hope to other families that felt trapped in their lives, they launched their YouTube channel, Project Trek. Christian and Nate both work from home as video content creators. They love creating videos for their YouTube channel, where they share their unique lifestyle with the world, plus all the mishaps along the way. Their videos cover everything from how to boondock in the best locations to new places to visit in your RV. They produce high-quality videos that are published onto various social channels where they educate their audience about trip planning, RV living, destination highlights, and products that align with the needs of their community.

Every day presents new adventures, which viewers can follow through their videos on YouTube. [@projecttrek](https://www.youtube.com/projecttrek)





RADAR ROAD WARRIORS

Sometimes storm chasing isn't just action in the movies; for Steve and Erika Puvalowski, it's a way of life. When you see people rushing out of the path of a hurricane, you can find the Puvalowskis and their four cats heading toward the storm as first responders. They became full-time RVers to travel around the United States for work and provide emergency fuel during disaster relief efforts. No two days are the same in this line of work and you can find their behind-the-scenes life experiences and stories posted on their Instagram [@radarroadwarriors](#).

Steve and Erika were successful small business owners before committing to life on the road. Steve can fix just about anything under the sun, and Erika has been called a logistical/organizational/marketing rock star on more than one occasion. Those two skill sets combined make for outstanding educational RV videos that help people get on the road and stay on the road. Their videos have been praised for being straight to the point, highly educational, and organized.

On their channel, you'll find a variety of video topics, including RV maintenance, how to fix your RV, space saving ideas, storage solutions, RV safety, training cats for RV life, and useful step-by-step how-to videos to streamline your RV travels.

Their videos are packed full of detailed, important, and fun information from start to finish. The channel also features free downloads, additional resources, and links in each video's description to help viewers find what they need quickly and efficiently. Their organized playlists make it easy for viewers to take a deep dive and binge the content when they find a topic valuable. The Puvalowskis love sharing their knowledge and helping others live life on the road. [@radarroadwarriors](#)

WE PLUS THREE

Molly and Jaren have been traveling full time in their fifth wheel with their three kids for more than two and a half years. They have been enjoying this lifestyle while encouraging other families to start living their dream of traveling in their own RVs as well. Their vision of the RV lifestyle is a refreshing take that has given others insight into how they can also experience the RV life. Their posts, videos, and blogs have informational tips on family-friendly adventures and places they've explored.

Over the past year, they've been renovating and upgrading their fifth wheel. Jaren even installed a projector and hidden drop-down screen in their front living room! Who wouldn't want a mobile media room in their RV? They post relatable reels, some of which have detailed travel ideas for families, which they hope will help others as they plan future trips.

Molly and Jaren's three kids are Lillie, 12; Jaxton, 8; and Willow, 4. Their kids have been learning through roadschooling, a form of homeschooling where kids learn while on the road. The kids learn through traveling to different places, experiencing historical sites and national parks, and also through real-life experiences.

The Garcias are just as genuine and kind online as they are in person—followers who meet them in person may even be surprised to be gifted with some of their amazing homemade salsa or granola. Check out their Instagram stories to see how authentic they are.

[@weplusthreee](#)



RV JEDEYE

Whether he's on the road in the RV, out hiking and exploring, by the water, or cooking something delicious, David Lee, aka "RVJedeye," takes his followers with him as if they're his best friends on a great road trip.

David started his RV life in 2016 with his very first Class C Itasca Spirit, moved into a 2005 Winnebago Sightseer six months later, immediately did a full reno on it, and has been exploring the United States ever since. The renovation took almost seven months from start to finish, and David says it was a blast.

From Florida to Georgia to Wisconsin to Michigan, David loves to take followers along for the ride as he explores state and county parks all over. His passion for cooking is clearly evident with his motto, "No need to eat poorly on the road in your RV!"

David said, "You know, when people go out and RV, most don't think too much about what to eat; they keep it pretty basic. What I try to do is show folks that with just a little effort and some pre-planning, you can turn your meal on the road into something spectacular!"

In addition to showcasing great locations to RV, David shares it all, including RV renovation how-tos and his personal journey in the world of RVing.

[@RVJedeye](#)





RV AMERICA

"Most-timers," Danny and Lynn Spain, of the YouTube channel RVAmerica, travel the country eight to nine months a year in their 30-foot class C motorhome. They navigate across the US with their puppy Bella and two cats, Alvin, and Sadie. They love hiking, biking, and traveling. Some of their favorite things to do are to meet new people and spend time with old friends. Danny says Lynn is never short on words and never meets a stranger.

Danny and Lynn's first year of ownership of their RV, they were weekend and vacation travelers, always longing for more. With both having very demanding jobs, they decided to retire early and RV America.

This decision is how they got their YouTube channel name. They realize life is short and intend to enjoy it to the max while traveling the US and eventually, other parts of North America. Their channel has a very easy-going style. They offer tips and instruction on the RV lifestyle. Danny and Lynn provide campsite and product reviews. They have recently started a successful weekly video series called "RV America One Minute Tips." Danny and Lynn also share great information on the use of their e-bikes in RV life.

Danny and Lynn share what they have learned in a simple, straight forward way. They present the information with a good sense of humor that will leave you with a smile. Their videos are both entertaining and informative. One of their running jokes is that Lynn is the producer and director while Danny is her editor. They always encourage people to just get out there and go RV America! Their channel, RV America, will become a channel that you add to your watch list and one you'll look forward to seeing each week.

[@rvamerica59](#)



MATT'S RV REVIEWS

Matt started his Youtube channel in Maryland. He was a salesman at a small dealership called Leo's Vacation Center. Just like every salesman he started his channel to help him sell RVs. It took a while for him to hit 1,600 subscribers but when he did he went to a Gary Vaynerchuk conference and spent some

time with him and his team. Together they came up with the formula of which is now Matt's RV Reviews. He started adding his personality and his quirkiness. Also doing what no other salesman was doing which was giving 3 things he liked about a motorhome and 3 things he didn't like about it. 1 Year later he went from 1,600 to 16,000 and then his wife Andrea joined him on the show. Her personality was just as strong and opinionated and the audience fell in love with her. 1 year after she started helping Matt they crossed 100,000 subscribers!

Since then Matt has expanded into another channel Matt's RV Reviews Towables where he does the same thing with his friend Wil as they review travel trailers 5th wheels and toy haulers.

When you combine both channels Matt makes over 365 videos a year. That's at least 1 a day! Matt and his team's goal for the show is to be the JD Power of the RV Industry.

[@mattsrviews](#)



THE GALAVAN

Joni Zander has been living full time in her custom-built Sprinter van for more than four years. Joni is the creator and road guide at the YouTube channel, “TheGalavan.” She helps women get on the road by sharing van and rig tours, vanlife tips, and other videos to help women “stop dreaming and start driving!” In her new series, “Women Working on the Road,” she interviews a variety of women who are full-time nomads and who work from their rig.

With more than 65% of solo travelers being women, Joni likes to showcase women-built or women-designed vans and other custom and DIY rigs. She also likes to cover topics specific to women nomads. While everyone is welcome to watch and learn from her videos, women are the focus of her information and advice.

When the pandemic doesn’t interfere, Joni enjoys attending vanlife and Xscapers events, collaborating with other content creators, and building community. She also enjoys organizing caravans for solo women nomads and is the co-creator of the Nomadic Lesbians group.

She has also created an online community to help women overcome the fears and obstacles that are keeping them from finally getting on the road through her Facebook Group, Gal Adventurers.

[@thegalavan](#)

CLAIM THE VISION

Stuart has led quite an interesting life. From his early days as a radio DJ to his career in corporate marketing, he has done and seen a lot. In January 2021, Stuart sold everything, grabbed his two cats, Izzy and Camden, and started traveling full time in his new Super C RV, and Claim The Vision was born.


Stuart’s videos are designed with what he calls the “3 Es” in mind: educate, entertain, and excite. First, he wants to educate people about the RV lifestyle, what it’s like to live full time on the road, and what to expect being a full-time nomad. Second, he wants to entertain and really go deep into day-to-day life and all the experiences full-time travel brings. Third, he wants to excite people who are considering making the change themselves. Being on the road isn’t all smiles and sunshine, but sometimes the best stories are those that come from times when things didn’t go your way.

Stuart’s content is unique among solo travelers, as most solo travelers are in vans or small trailers, whereas Stuart is in a 40-foot Super C, delivering content that’s relatable to solo travelers, couples, and families alike. One viewer mentioned he and his wife were intimidated by bigger rigs, but watching Stuart handle the entire rig, inside and out, plus a tow vehicle by himself gave them confidence that they could do the same.

From his day-in-the-life videos to videos about RV rallies, RV maintenance, safety, upgrades, or tips and tricks, Stuart’s content delivers value to people at all stages of their RV journey—from researching to part-time travel to full-time living, and everything in between.

[@claimthevision](#)





RV LIFESTYLE

Mike and Jennifer Wendland are the OG of RV lifestyle bloggers. Mike, an award-winning journalist, travels with his wife Jennifer and dog Bo throughout North America in their RV, producing the RV Podcast, the RV Lifestyle travel blog, and the RV Lifestyle Channel on YouTube.

His videos and RV-related travel stories are viewed and read by millions and he is a major influencer in the booming RV travel market.

Mike has had a long career in journalism. He's an NBC-TV News technology correspondent, with a nationally-syndicated weekly PCMike Report since 1994. He has also hosted tech radio programs, was a technology columnist for The Detroit Free Press, and published the PCMike.com technology blog.

He serves as the technology expert for WJR Radio in Detroit, has written books, and has won EMMY awards, among other honors.

He's reported from all over the world. He loved having a front-row seat to history in those journalism days, covering presidents, movie stars, CEOs, government leaders, and more. But in retirement, he decided he wanted to go back and actually see and experience the country and tell good news stories he was convinced people are really hungry for—that's how the Wendlands got started on their RV journey.

Now, about half to three-fourths of the year, Mike and Jennifer travel North America discovering the interesting people and places they didn't have time to meet when Mike was working for newspapers or TV stations. They frequently boondock, typically in national or state forests, national parks, or wilderness areas. The rest of the time, they're at home in Michigan with their family.

Since they started blogging in 2012, the Wendlands have traveled more than 250,000 miles. Their historical industry connections set them apart as one of the original reporters on the RV lifestyle in North America. [@rvlifestylemike](https://www.rvlifestylemike.com)

▶ KING OF CONNECTIVITY



KING Wi-Fi Range Extenders

Better speed. Better range. Simply better connection to free Wi-Fi.

- KING Wi-Fi solutions help make weak campground Wi-Fi signals usable, giving you quality internet and streaming access!
- Significantly improve your Wi-Fi speed and range on a secure, password-protected network.

KING Cellular Signal Boosters

Goodbye dead zones, hello friends & family.

- KING cellular signal boosting products amplify and boost your cell signal when bars are low, giving you clearer reception and faster data speeds wherever you roam.
- KING cellular boosters support multiple users and all US cellular data plans.



Learn more at KingConnect.com

TRAVEL SMART

THE ONLY 100% AUTOMATIC SHUT-OFF SAFETY
DEVICE FOR YOUR PROPANE SYSTEM.



PURCHASE TODAY | GASSTOPUSA.COM

GasStop®

LET'S CONNECT



CONTRIBUTORS

Celeste Orr	Ginger & Gregory
Lauren Lynass	Pasquesoone
Ray Roman	Shawnna Johnson
Emily Jacinto	Sherryl Nens
Allison Kuslikis	Chad & Tara Florian
Sergio Bofill	Bryanna Royal
Chris Harvey	Tony Barthel
Julie Chickery	Peter Knize
Tom & Red Breen	Joe Coffin
Rachel Cowle-Healy	Melanie Snaveley
Jesse Azarva	Joshua Sheehan
Julie Bennett	Crystyn Chase
Rae Miller	Stacy Farley
Charity DeVries	Emily & Charlie Feely
Renee & Kyle Hanks	Nate Axness
Abigail Epperson	Molly Garcia
Laurence Warriner	David Lee
Paige Marley	Danny & Lynn Spain
Greg Williams	Matt Foxcroft
Joy Newcomb	Joni Zander
Marissa Moss	Stuart Takehara
David Mullins	Ari Adler
Todd Konitzer	Tina Klinefelter
Brooks Smothers	Brian Pursel
Kristen Sargent	Christine Skelton
Anna Day	
Maureen Wright	
Cass Beach	
Dave Hudson	
Debra & Barry Benton	
Mike & Jennifer Wendland	
Katelyn & Howard Newstate	
Brian & Michelle Cortesio	
Samantha Baderschneider	
Fabian & Becky Archibold	
Cherie Ve Ard	
Steve & Erika Puvalowski	
Adam & Kathryn Frazer	

SUBSCRIBE TO THE PRINT EDITION

rvtoday.com/subscribe

LET'S CONNECT #rvtoday



[@rvtodaymag](https://www.instagram.com/rvtodaymag)



[/rvtoday](https://www.facebook.com/rvtoday)



[@rvtoday](https://twitter.com/rvtoday)

RV TODAY MAGAZINE

Volume 1 | Special Edition | Dec/Jan 2022

Publisher Demian Ross

Editor-in-Chief Nikki Kirk

Managing Editor Jess Stiles

Art Director Gayle Schadendorf

Operations Manager Jamie May

Copy Editor Kristin Skaggs

Social Managers Brandi & Jonny Peterson

Advertising Information sales@rvtoday.com

RV TODAY 3916 N POTSDAM AVE #3194, SIOUX FALLS, SD 57104

Disclaimer: One of the great things about digital publications is the ability to link you directly to the products or services you want to hear more about. Some of the links in this issue are affiliate links where we earn commissions on goods or services you buy. These commissions help us to continue to publish the magazine. RV TODAY is also a participant in the Amazon Services LLC Associates Program, an affiliate advertising program designed to provide a means for sites to earn advertising fees by advertising and linking to Amazon.com. If you have any questions please don't hesitate to reach out to us at info@rvtoday.com

Copyright © 2021 DNI Group LLC. All Rights Reserved. Reproduction in whole or in part without written permission is prohibited. No responsibility is assumed for unsolicited submissions.

EVENTS

Upcoming RV Events and Rallies

Stay connected with fellow RVers at these 2022 events

JANUARY

Gulfcoast RV Show

January 7–9
Mobile, AL

2022 Florida RV SuperShow

January 19–23
Tampa, FL *see you there*

The Nashville RV Show

January 28–30
Nashville, TN

FEBRUARY

Escapees RVers Boot Camp

February 4–6
Congress, AZ

56th Utah Sportsman's, Vacation & RV Show

February 17–20
Sandy, UT

NCRVDA Raleigh RV Show

February 18–20
Raleigh, NC

MARCH

FMCA's 104th International Convention

March 23–26
Tucson, AZ

International Sportsmen's Expo

March 24–27
Denver, CO

2022 Texas Grand Design Rally

March 31 – April 3
Waller, TX

APRIL

18th Annual Vacationland RV & Camping Show

April 2–3
Auburn, ME

FCOC Spring Rally

April 4–8
Casa Grande, AZ

Spring Hall of Fame RV Show

April 28 – May 1
Elkhart, IN

MAY

Puyallup RV Show

May 5–8
Puyallup, WA

Southwest Sun Chasers Rally

May 6–8
Tijeras, NM

Oliver Owners East Rally

May 18–22
Guntersville, AL

JUNE

FMCA Great Lakes Area Rally

June 8–11
Goshen, IN

Wisconsin Voyagers

June 12–16
Milton, WI

Escapees 61st Escapade

June 19–24
Lebanon, TN



Events listed are a courtesy to our readers, with dates and details subject to change. For more information, contact the event organizers directly. If you want your next event listed here, please email info@RVToday.com.



ADVENTURE — IS CALLING —



#TOWINGADVENTURE

